Diocese of Athabasca

Sunday School Lesson Plan – Sunday, December 20, 2026

Here's a **Sunday School Lesson Plan** for **young children (ages 4–8)** and some activities for older children using the **Revised Common Lectionary readings** for **December 20, 2026 – Fourth Sunday of Advent (Year B).** Bible Verses: 2 Samuel 7:1-11, 16; Psalm 89:1-4, 19-26; Romans 16:25-27; Luke 1:26-38; Preface of Advent

✨ Sunday School Lesson Plan

Fourth Sunday of Advent – December 20, 2026 – Year B

MARY SAYS YES TO GOD!

Theme: God's Love, Trust, Faithfulness, and Willingness to Serve

Big Idea: God sent the angel Gabriel to tell Mary that she would become the mother of Jesus. Although Mary was surprised and had questions, she trusted God and said yes to his plan. During Advent, we remember that God loves us, keeps his promises, and invites us to share his love with others.

Revised Common Lectionary Readings — As Requested

- 2 Samuel 7:1–11, 16
- Psalm 89:1–4, 19–26
- Romans 16:25–27
- Luke 1:26–38

Preface: Advent
Liturgical Colour: Purple or Blue
Age Group: Preschool to Young Elementary (approximately 3–9 years)
Suggested Lesson Length: 30–45 minutes, with additional activities as desired.

Lectionary Note: December 20, 2026, is the Fourth Sunday of Advent in Year A. The readings provided are the Year B readings for the Fourth Sunday of Advent. This lesson follows your requested readings throughout. The Year A readings are Isaiah 7:10–16; Psalm 80:1–7, 16–18; Romans 1:1–7; and Matthew 1:18–25.

1. Lesson Title / Theme / Big Idea

MARY SAYS YES TO GOD!

Theme: Preparing Our Hearts with Love and Trust

Lesson Focus for Kids:

- God loves us and always keeps his promises.
- God sent the angel Gabriel to Mary with wonderful news.
- Mary was surprised, but she listened carefully.
- Mary trusted God and agreed to be part of his special plan.
- Jesus is God's Son, sent to bring his love into the world.
- God invites us to listen, trust, and follow him.
- We can say yes to God's love by being kind, helpful, forgiving, and caring.
- The fourth Advent candle reminds us of LOVE.

This Week's Message

GOD LOVES ME! I CAN SAY YES TO GOD!

2. Scripture Readings — Kid-Friendly Language

2 Samuel 7:1–11, 16 — God Makes a Promise to David

Long ago, there was a king named David.
David loved God and wanted to honour him.
David lived in a beautiful house, but he noticed that the special tent where people worshipped God was much simpler.
David wanted to build a beautiful house for God.
But God sent a message to David through the prophet Nathan.
God reminded David of all the wonderful things he had done for him.
God had cared for David when he was a shepherd.
God had helped David become king.
God promised to continue caring for his people.
God also made a special promise about David's family.
One day, a king from David's family would reign forever.
Many years later, Jesus was born into David's family.
Jesus is the King whose kingdom will never end.

Kid Connection: God keeps his promises. We can trust God because his love lasts forever.

GOD'S LOVE LASTS FOREVER!

Psalm 89:1–4, 19–26 — God's Love Never Ends

The psalm writer wanted to sing about God's wonderful love.
He remembered that God is faithful.
God keeps his promises.
God had made a special promise to King David and his family.
God promised to be with his people and care for them.
The psalm reminds us that God's love is strong and everlasting.

Kid Connection: We can thank God because his love never ends. God is faithful, and we can trust him.

I WILL SING OF GOD'S LOVE FOREVER!

Romans 16:25–27 — God's Wonderful Plan

Paul wrote a letter to the Christians in Rome.
He reminded them that God had a wonderful plan.
For a long time, people had been waiting to understand God's promises.
Now God's plan had been made known through Jesus Christ.
God wanted people everywhere to hear the good news and respond with faith.
Paul praised God for his wisdom and goodness.

Kid Connection: Jesus is part of God's wonderful plan to show his love to the world. We can trust God and follow Jesus.

THANK YOU, GOD, FOR JESUS!

Luke 1:26–38 — The Angel Gabriel Visits Mary

One day, God sent an angel named Gabriel to a young woman named Mary.
Mary lived in a town called Nazareth.
She was engaged to a man named Joseph.
The angel greeted Mary and told her that God was with her.
Mary was surprised and wondered what the greeting meant.
The angel said:
"Do not be afraid, Mary."
Gabriel told Mary that she would have a very special baby.
His name would be Jesus.
Jesus would be called the Son of the Most High.
He would be a great King, and his kingdom would never end.
Mary wondered how this could happen.
The angel explained that God's Holy Spirit would be at work.
Gabriel also told Mary that her relative Elizabeth was expecting a baby.
Then the angel reminded Mary:
"Nothing will be impossible with God."

Mary listened carefully.
She trusted God.
Mary answered:
"Here am I, the servant of the Lord; let it be with me according to your word."
Mary was willing to be part of God's special plan.

Kid Connection: Mary trusted God even when she did not understand everything. We can trust God, ask questions, and follow his loving ways.

I CAN TRUST GOD JUST LIKE MARY!

3. Welcome & Opening Prayer / Circle Time

Activity — Getting Ready for Someone Special

Materials: Advent wreath with four candles, a picture of Mary and Gabriel, a heart, and a small wrapped gift box.

Gather the children in a circle.

Ask:

- "Have you ever received some wonderful news?"
- "How did you feel?"
- "What do you do when someone asks you to help?"
- "Have you ever been nervous about trying something new?"
- "Who helps you when you feel afraid?"

Explain:

"Today we are going to hear about a young woman named Mary. God sent an angel to tell Mary some wonderful news. Mary was surprised, but she trusted God."

Show the Advent wreath.

"Today is the Fourth Sunday of Advent. We have already lit the candles of Hope, Peace, and Joy. Today we light the candle of Love."

Lighting the Fourth Advent Candle

Have an adult light all four candles, or use battery-operated candles.

Say together:

"We light the candle of LOVE. Thank you, God, for sending Jesus!"

Explain:

"God loves us so much that he sent Jesus into the world. We can share God's love with others."

Opening Prayer

Dear God,
Thank you for this wonderful season of Advent.
Thank you for sending the angel Gabriel to Mary.
Thank you for Mary's trust and willingness to follow you.
Help us listen when you call us to do good things.
Teach us to trust you, even when we have questions.
Fill our hearts with your love.
Help us share that love with everyone we meet.
Amen.

4. Memory Verse

"Nothing will be impossible with God."

Luke 1:37

Memory Verse Actions

Words	Actions
NOTHING	Shake head gently
WILL BE	Hold hands out in front
IMPOSSIBLE	Stretch arms wide
WITH GOD	Point upward

Repeat the verse several times with the actions.

Memory Verse Game — God's Promise

Place a large paper heart in the centre of the circle.

Pass a small wrapped gift box from child to child.

When the teacher says "God's Promise!", the child holding the gift says:

"NOTHING WILL BE IMPOSSIBLE WITH GOD!"

Everyone responds:

"GOD KEEPS HIS PROMISES!"

Explain:

"God can do wonderful things. Mary trusted God, and we can trust him too."

5. Bible Story Time

The Angel Gabriel Brings Mary Wonderful News!

Long ago, in a little town called Nazareth, there lived a young woman named Mary.
Mary loved God.
She was engaged to a man named Joseph.
One day, something very surprising happened!
God sent an angel named Gabriel to visit Mary.
The angel appeared and said:
"Greetings, Mary! God is with you!"
Mary was surprised.
She wondered what the angel meant.
Gabriel said:
"Do not be afraid, Mary!"
The angel had wonderful news.
"God has chosen you for something very special. You are going to have a baby, and you will name him Jesus."
Mary listened carefully.
Gabriel told her that Jesus would be called the Son of God.
He would be a great King.
His kingdom would never end.
Mary had a question.
"How can this happen?"
Gabriel explained that God's Holy Spirit would be at work.
He told Mary that her relative Elizabeth was also expecting a baby.
Then Gabriel said:
"Nothing will be impossible with God."
Mary thought about what the angel had said.
She did not understand everything.
But Mary trusted God.
She said:
"I am the Lord's servant. Let it happen as you have said."
Mary said YES to God's special plan!
The angel left.
Mary knew that God was with her.
Soon, Mary would become the mother of Jesus.
Jesus would bring God's love into the world.
Today, during Advent, we remember Mary's wonderful story.
We can be like Mary.

We can listen to God.
We can trust God.
We can say yes when God calls us to show love.
We can help someone who needs us.
We can share with others.
We can forgive someone.
We can welcome a new friend.
We can pray.

Every time we choose love, we are preparing our hearts for Jesus.

Say Together

MARY SAID YES TO GOD! GOD KEEPS HIS PROMISES! I CAN SHARE GOD'S LOVE!

6. Craft / Activity

Craft 1 — My Advent Wreath of Love

Materials: Paper plates or wreath templates, green crayons, four paper candles, yellow paper flames, glue, and scissors.

Give each child an Advent wreath template.

Have children colour the greenery.

Add four candles.

Place flames on all four candles.

Explain:

"The first candle reminds us of Hope. The second candle reminds us of Peace. The third candle reminds us of Joy. The fourth candle reminds us of Love."

Across the top write:

JESUS BRINGS US LOVE!

Across the bottom:

THE FOURTH ADVENT CANDLE IS THE CANDLE OF LOVE!

Craft 2 — Mary's Yes Heart

Materials: Large paper hearts, crayons, markers, and glue.

Give each child a large heart.

Inside the heart write:

I CAN SAY YES TO GOD!

Children draw ways they can show God's love:

- Helping someone.
- Sharing toys.
- Comforting a friend.
- Saying something kind.
- Praying.
- Welcoming someone new.

Explain:

"Mary said yes to God's plan. We can say yes to God's love by helping and caring for others."

Craft 3 — The Angel Gabriel

Materials: White construction paper, crayons, glue, paper wings, and optional cotton balls.

Have children make a simple angel.

Draw a smiling face and add wings.

Across the top write:

DO NOT BE AFRAID, MARY!

Across the bottom write:

NOTHING WILL BE IMPOSSIBLE WITH GOD!

Explain that angels are God's messengers.

Gabriel brought Mary wonderful news about Jesus.

7. Games

Game 1 — Say Yes to God's Love!

Describe different situations.

Children respond with "YES!" when the action shows God's love.

Examples:

"Someone falls down, and you help them."

"Someone is lonely, and you invite them to play."

"Someone needs a toy, and you refuse to share."

"A friend is sad, and you comfort them."

"Someone makes a mistake, and you laugh at them."

"You pray for someone who is sick."

Explain:

"God invites us to make loving choices every day."

Game 2 — Angel Messenger

Have the children sit in a circle.

Whisper a simple message to the first child.

Examples:

"God loves you!"

"Do not be afraid!"

"Jesus is coming!"

"Share God's love!"

Children whisper the message around the circle.

The last child says the message aloud.

Explain:

"Gabriel was God's messenger. He brought Mary wonderful news."

Game 3 — Follow the Path to Jesus

Place paper footprints on the floor.

On each footprint, write a word:

LOVE — TRUST — PRAY — HELP — SHARE — FORGIVE

At the end of the path, place a picture of Mary holding baby Jesus.

Children follow the path and perform an action at each footprint.

At the end, everyone says:

"I CAN FOLLOW JESUS!"

8. Song Suggestions

- **Away in a Manger** — Preparing for Jesus' birth.
- **O Come, O Come, Emmanuel** — Waiting for the Saviour.
- **Come, Thou Long-Expected Jesus** — God's promise.
- **Jesus Loves Me** — God's love for us.
- **Love One Another** — Sharing God's love.
- **God Is So Good** — Thankfulness.
- **This Little Light of Mine** — Sharing God's love.
- **He's Got the Whole World in His Hands** — Trusting God.
- **The Angel Gabriel from Heaven Came** — Gabriel's visit to Mary.
- **Light One Candle to Watch for Messiah** — Advent candle lighting.

Simple Action Song

To the tune of "Are You Sleeping?"

God is loving,
God is loving,
Every day,
Every day.

Mary trusted God,
Mary trusted God,
We can too,
We can too.

9. Snack Suggestions

Heart-Shaped Snacks

Serve heart-shaped sandwiches or cookies.

Explain:

"The fourth Advent candle reminds us of God's love."

Angel Snacks

Serve simple angel-shaped biscuits or sandwiches.

Explain:

"God sent the angel Gabriel to bring Mary wonderful news."

Sharing Snack

Invite children to help distribute fruit or crackers.

Explain:

"We can say yes to God's love by sharing and helping others."

Snack Prayer

Dear God,
Thank you for this food.
Thank you for loving us.
Thank you for sending Jesus.
Help us remember those who are hungry.
Teach us to share and care for others.
Fill our hearts with your love.
Amen.

Check food allergies and choking hazards and supervise food preparation.

10. Wrap Up & Reflections

Gather the children in a circle.

Ask:

What special season are we celebrating?
Advent.

What does the fourth Advent candle remind us of?
Love.

Who visited Mary?
The angel Gabriel.

What wonderful news did Gabriel bring?
Mary would have a baby named Jesus.

Was Mary surprised?
Yes!

What did Mary say to God?
She agreed to God's plan.

What does God want us to share with others?
His love.

How can we say yes to God's love?
By helping, sharing, praying, forgiving, and being kind.

Say Together

ADVENT IS HERE!

MARY SAID YES TO GOD!

JESUS BRINGS US LOVE!

11. Closing Prayer

Loving God,
Thank you for sending the angel Gabriel to Mary.
Thank you for Mary's trust and courage.
Thank you for keeping your promises.
Thank you for sending Jesus to bring your love into the world.
Help us trust you when we are afraid.
Teach us to listen and follow your ways.
Help us share kindness and love with everyone we meet.
Prepare our hearts to welcome Jesus.
Through Jesus Christ our Lord.
Amen.

12. Take-Home Idea

My Fourth Week of Advent — Love Challenge

Encourage children to complete an act of love or kindness each day leading up to Christmas.

SHARE GOD'S LOVE!

Sunday — Thank God for his love.
Monday — Help someone at home.
Tuesday — Share something with a friend.
Wednesday — Say something kind.
Thursday — Pray for someone who is lonely or sad.
Friday — Celebrate the birth of Jesus!
Saturday — Show kindness to someone.

0 of 7 activities completed

Invite families to light all four Advent candles together, using battery-operated candles if preferred.

Family Prayer: "Dear Jesus, thank you for loving us. Help us prepare our hearts and share your love with others. Amen."

13. Teacher Notes

Understanding the Fourth Sunday of Advent

The Fourth Sunday of Advent is the final Sunday before Christmas.

In many Anglican parishes, the fourth candle represents Love.

The Gospel reading tells the story of the Annunciation, when the angel Gabriel announced to Mary that she would become the mother of Jesus.

Connecting the Readings

2 Samuel 7: God makes a promise to David about his family and kingdom. Christians understand this promise as finding its fulfilment in Jesus Christ.

Psalm 89: God's love and faithfulness endure forever. God keeps his promises.

Romans 16: Paul praises God for revealing his wonderful plan through Jesus Christ.

Luke 1: The angel Gabriel visits Mary and announces the birth of Jesus. Mary responds with trust and willingness to serve God.

Important Teaching Points

1. **God keeps his promises.** God promised David that his family would have a lasting kingdom. Jesus is the promised King.

2. **God's love lasts forever.** Psalm 89 reminds us that God is faithful.

3. **Jesus is God's wonderful gift.** God's plan to bring salvation through Jesus is good news for everyone.

4. **Mary trusted God.** Mary was surprised and had questions, but she listened and responded faithfully.

5. **We can trust God.** We do not always understand everything, but we can pray and ask God to guide us.

6. **We can say yes to God's love.** Helping, sharing, forgiving, and showing kindness are ways to follow Jesus.

A Note About Mary's Response

Mary's response is an important part of the story.
She did not simply understand everything immediately.
She was surprised, asked a question, and then responded with faith.
For young children, explain:
"Mary listened to God's message, asked a question, and chose to trust God."
Avoid teaching that children must always say yes to adults or people in authority.
Instead, emphasize that Mary freely responded to God's loving invitation.
Explain:
"We can ask questions, seek help from trusted adults, and learn to make good choices."

A Note About God's Promises

God's promises are not always fulfilled immediately.
The promise to David was made many years before Jesus was born.
Explain:
"God always keeps his promises, even when we have to wait."
Advent is a special time to remember that God is faithful.

14. Anglican Connection

The Fourth Sunday of Advent

The Fourth Sunday of Advent is the final Sunday of preparation before Christmas.
It reminds us of God's love and the coming birth of Jesus.

The Advent Wreath

Many Anglican parishes use an Advent wreath with four candles.
On the Fourth Sunday of Advent, all four candles are lit.
In one common tradition:

Sunday	Theme	Candle
First Sunday	Hope	Purple or blue
Second Sunday	Peace	Purple or blue
Third Sunday	Joy	Pink or rose
Fourth Sunday	Love	Purple or blue

The candle themes and colours vary among Anglican parishes. Follow your parish's tradition.

The Fourth Advent Candle — Love

Explain:

"Today we light all four candles. The first reminds us of Hope. The second reminds us of Peace. The third reminds us of Joy. The fourth reminds us of Love."

Mary in Anglican Worship

Mary holds a special place in the Christian story because she was chosen to be the mother of Jesus.
In Anglican worship, we remember Mary's faith and willingness to serve God.
The Annunciation is also celebrated as a feast day in the Anglican calendar, traditionally on March 25.

The Magnificat

After Gabriel's visit, Mary later visits her relative Elizabeth and sings a song of praise to God.
This song is called the *Magnificat*.
It is found in Luke 1:46–55.
The Magnificat is an important canticle in Anglican worship, especially at Evening Prayer.
Explain:
"Mary praised God because he had done wonderful things."

Living Our Baptismal Promises

In the Anglican Baptismal Covenant, we promise, with God's help, to follow Jesus and serve others.

We can live out these promises by showing love, helping people, forgiving, and caring for those in need.
During Advent, we remember that God's love is meant to be shared.

This Week's Message

The Fourth Sunday of Advent reminds us that God's love is faithful and everlasting.

God made a promise to King David. Psalm 89 celebrates God's faithfulness. Paul reminds us that God's wonderful plan has been revealed through Jesus Christ. Luke tells us how Mary received the angel Gabriel's message and responded with faith.

Mary's story reminds us that we can trust God even when we have questions.

We prepare our hearts for Christmas by sharing God's love, helping others, praying, forgiving, and showing kindness.

MARY SAID YES TO GOD! I CAN SHARE GOD'S LOVE!

These lesson plans are intended as a collection of ideas rather than a single lesson that must be completed in full. Teachers are encouraged to select the stories, crafts, games, and worksheets that best suit the ages, abilities, and interests of the children they teach.

Mary Says Yes to God!

Fourth Sunday of Advent



Mary Says Yes to God!

Fourth Sunday of Advent



Mary Says Yes to God!

Fourth Sunday of Advent



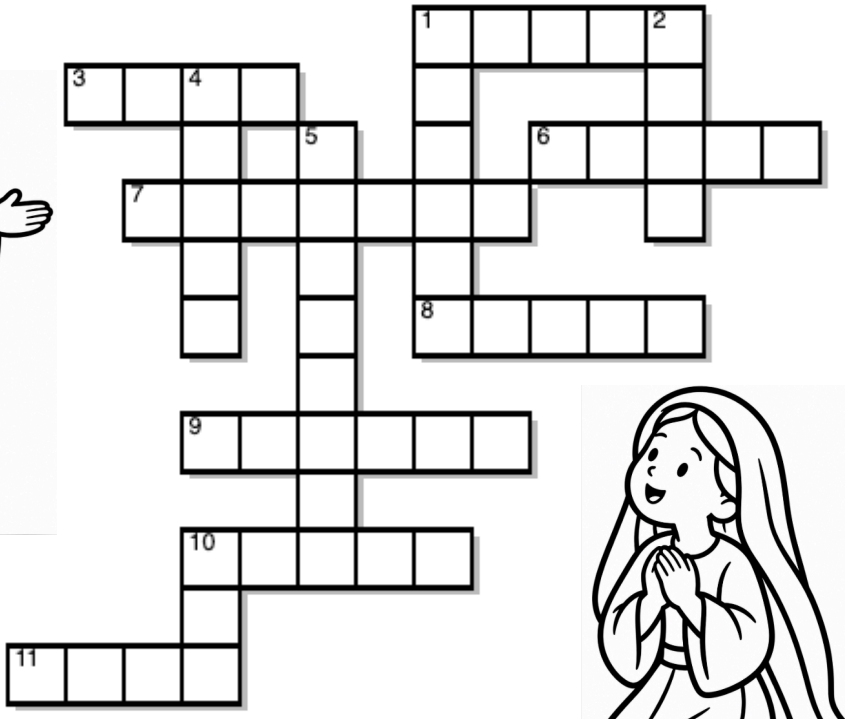

ACROSS

1 God's messenger is called an _____.
3 The first Advent candle reminds us of this.
6 God made a special promise to King _____.
7 The angel who visited Mary.
8 Mary showed that she could _____ God.
9 Mary was engaged to a man named _____.
10 The special baby that Mary would have.
11 The young woman who became the mother of Jesus.

DOWN

1 The special season before Christmas.
2 The fourth Advent candle reminds us of this.
4 The second Advent candle reminds us of this.
5 God always keeps his _____.
10 The third Advent candle reminds us of this.



Mary Says Yes to God!

Fourth Sunday of Advent

G A B R I E L X E
E Z D J T A J V L
J S N I N S O O T
O Z I G V L U N Y
S P E M J A E R Y
E L E E O V D R T
P P S A D R A N G
H U O A C M P O Z
S Y B H K E D T B

Mary
Gabriel
Jesus
Angel
Love
Advent
Trust
David
Promise
Joseph
Hope
Peace
Joy
God



Mary Says Yes to God!

Fourth Sunday of Advent



Mary Says Yes to God!

Fourth Sunday of Advent



Mary Says Yes to God!

Fourth Sunday of Advent





Mary Says Yes to God!

Fourth Sunday of Advent

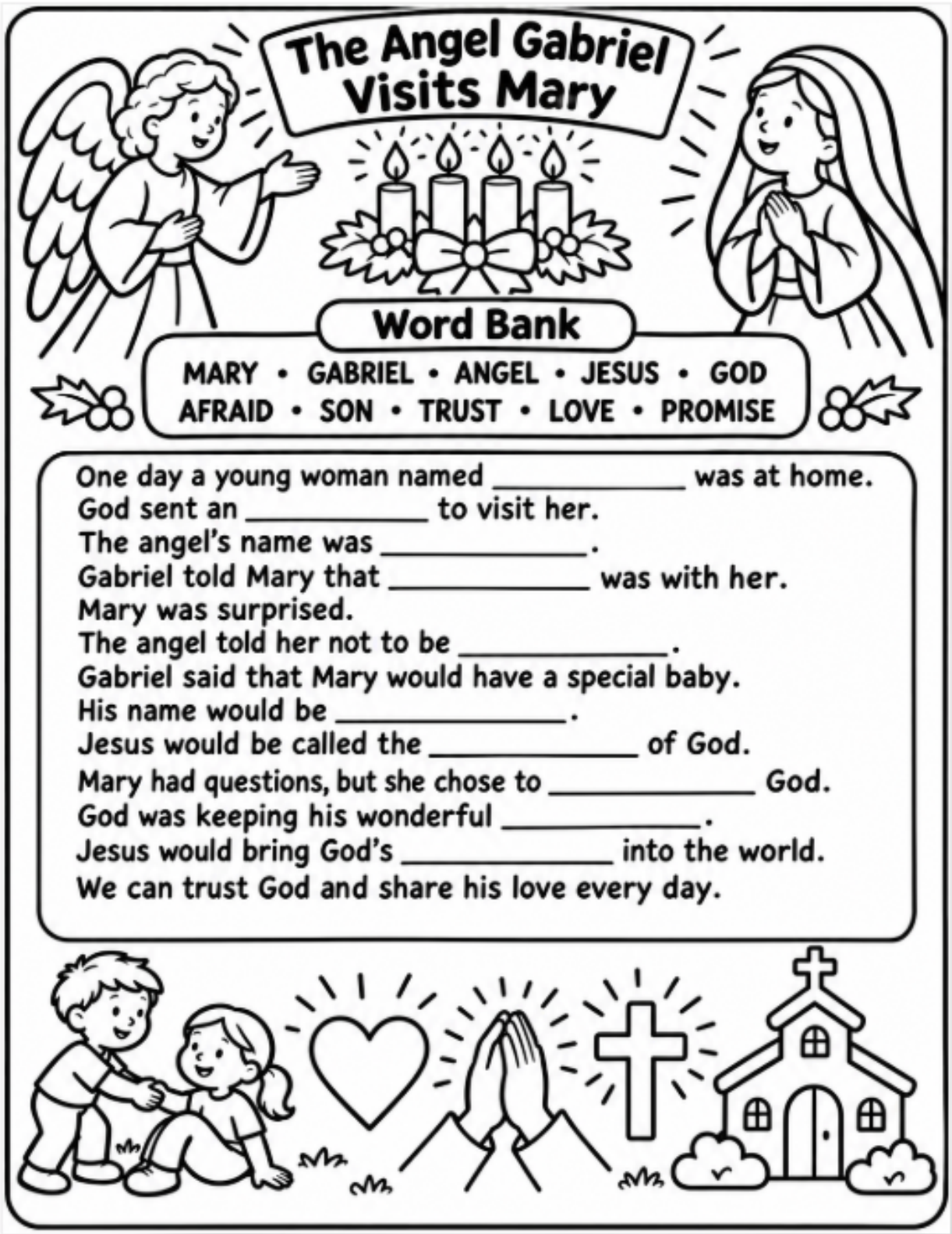

Mary Says Yes to God!

Fourth Sunday of Advent



Mary Says Yes to God!

Fourth Sunday of Advent



Crossword - Key

Across	Down
1. Angel	1. Advent
3. Hope	2. Love
6. David	4. Peace
7. Gabriel	5. Promises
8. Trust	10. Joy
9. Joseph	
10. Jesus	
11. Mary	

Cryptogram – Key:

Luke 1:38
Let it be with me according to your word.

Fill-in-the-Blank – Key

Mary
Angel
Gabriel
God
Afraid
Jesus
Son
Trust
Promise
Love