Diocese of Athabasca

Sunday School Lesson Plan

Here's a **Sunday School Lesson Plan** for **young children (ages 4–8)** and some activities for older children using the **Revised Common Lectionary readings** for the **Twenty-Fourth Sunday after Pentecost (Year A).** Bible Verses: Joshua 24:1-3a, 14-25; Psalm 78:1-7; 1 Thessalonians 4:13-18; Matthew 25:1-13; Preface of the Lord's Day

✨ Sunday School Lesson Plan

Twenty-Fourth Sunday after Pentecost – Year A

KEEP YOUR LIGHT SHINING!

Theme: Be Ready to Follow Jesus

Revised Common Lectionary — Year A

Scripture Readings:

- Joshua 24:1–3a, 14–25
- Psalm 78:1–7
- 1 Thessalonians 4:13–18
- Matthew 25:1–13

Preface: The Lord's Day Liturgical Colour: Green Age Group: Preschool to Young Elementary (approximately ages 3–9) Suggested Lesson Length: 30–45 minutes, with additional activities as desired.

1. Lesson Title / Theme / Big Idea

Lesson Title: KEEP YOUR LIGHT SHINING!
Theme: Be Ready to Follow Jesus
Big Idea: Jesus teaches us to be ready to follow him every day. We can keep our lights shining by loving God, making good choices, helping others, and trusting Jesus.
Lesson Focus for Kids:

- God wants us to choose to follow him.
- We can learn about God from Bible stories and the people who teach us.
- Jesus wants us to be ready to live as his followers.

- We can show God's love through kindness, prayer, sharing, and helping.
- Jesus gives us hope, even when we feel sad or afraid.
- We can trust God's promises.

This Week's Message

KEEP YOUR LIGHT SHINING!
Be ready to follow Jesus every day!

2. Scripture Readings — Kid-Friendly Language

Joshua 24:1–3a, 14–25 — Choose to Follow God

Joshua was the leader of God's people.
He gathered everyone together.
Joshua reminded them of all the wonderful things God had done.
God had cared for their families.
God had guided them.
God had helped them through difficult times.
Now Joshua wanted the people to make an important choice.
Would they follow God?
Or would they turn away and worship other gods?
Joshua told them:
"As for me and my household, we will serve the Lord." — Joshua 24:15
The people answered that they wanted to serve God too.
They remembered God's goodness and promised to follow him.

Kid Connection
Every day we make choices.
We can choose to be kind.
We can choose to help.
We can choose to tell the truth.
We can choose to pray and trust God.
When we make loving choices, we are learning to follow Jesus.
I CAN CHOOSE GOD'S WAY!

Psalm 78:1–7 — Tell the Wonderful Stories of God

The psalm tells God's people to listen carefully.
It reminds them to tell their children about God's wonderful works.
Parents, grandparents, teachers, and other faithful people can share stories about God's love.
The children can then share these stories with others.
The psalm says that future generations should know about God's goodness.

Kid Connection
Who tells you Bible stories?
Maybe someone in your family.
Maybe your Sunday school teacher.

Maybe your priest.
Maybe a friend.
We can learn about God by listening to Bible stories.
And we can tell other people about God's love too!
GOD'S STORY IS FOR EVERYONE!

1 Thessalonians 4:13–18 — Jesus Gives Us Hope

Paul wrote a letter to Christians who were feeling sad.
Some people they loved had died.
They wondered what would happen to them.
Paul wanted to comfort them.
He reminded them that Jesus died and rose again.
Because Jesus is alive, Christians can trust God's promise of resurrection and life with Christ.
Paul encouraged them to comfort one another with this hope.

Kid Connection
Sometimes we feel sad.
Sometimes we miss people we love.
God understands our sadness.
Jesus gives us hope.
We can pray when we are sad.
We can comfort people who are hurting.
And we can remember that God's love is stronger than death.
JESUS GIVES US HOPE!

Matthew 25:1–13 — The Ten Bridesmaids and Their Lamps

Jesus told a story about ten young women who were waiting for a wedding celebration.
Each carried a lamp.
Five were wise and brought extra oil.
Five were foolish and did not bring extra oil.
The bridegroom was late.
Everyone became sleepy.
At midnight someone called:
"The bridegroom is coming!"
The young women woke up and prepared their lamps.
The five who had brought extra oil were ready.
The other five discovered that their lamps were going out.
They went away to buy more oil.
While they were gone, the bridegroom arrived.
Those who were ready went into the wedding celebration.
When the others returned, the door was closed.
Jesus ended the story by teaching his followers to keep watch and be ready.

Kid Connection
Jesus wants us to be ready to follow him.
We do not know when Jesus will return, but we can live faithfully today.

We can pray.
We can listen to God's Word.
We can love others.
We can make good choices.
We can keep learning to follow Jesus.
KEEP YOUR LIGHT SHINING!

3. Welcome & Opening Prayer / Circle Time

Activity: Let Your Light Shine

Materials: A battery-operated candle or small flashlight.
Gather the children in a circle.
Show them the flashlight.
Ask:
"What does a light do?"
Let the children answer.
Explain:
"A light helps us see. It can help us find our way when it is dark."
Turn on the flashlight.
Ask:
"What happens when we turn on the light?"
"The darkness becomes easier to see through!"
Explain:
"Today Jesus tells us a story about people who carried lamps. Some were ready when the wedding celebration began, and some were not."
"Jesus wants us to be ready to follow him every day."
Ask:
"How can we show that we love Jesus?"
Possible answers:

- Pray.
- Be kind.
- Help someone.
- Share.
- Tell the truth.
- Listen.
- Forgive.

Explain:
"When we do these things, we are showing God's love to others."

Opening Prayer

Dear God,
Thank you for loving us.
Thank you for Jesus, who shows us the way.
Help us make good choices.
Help us be ready to follow you every day.
Teach us to pray, share, help, and love.

May your love shine through everything we do.
Amen.

4. Memory Verse

"Keep awake therefore, for you know neither the day nor the hour."
Matthew 25:13

For younger children, use this simplified memory phrase:
"BE READY TO FOLLOW JESUS!"
Based on Matthew 25:13

Memory Verse Actions

Words	Actions
BE READY	Stand tall and look ahead
TO FOLLOW	Walk two steps in place
JESUS	Point upward, then place hands over heart

Repeat the phrase several times.
Try whispering it, saying it loudly, and saying it while doing the actions.
Finish with:
"I CAN FOLLOW JESUS EVERY DAY!"

5. Bible Story Time

The Ten Lamps — Be Ready for Jesus!
One day Jesus was teaching his friends.
He wanted them to understand something very important.
So Jesus told them a story.
"There were ten young women," Jesus said.
"They were waiting for a wedding celebration."
Everyone was excited!
There would be a wonderful celebration.
The young women each carried a lamp.
Hold up a picture of an ancient oil lamp or a battery-operated candle.
Their lamps needed oil to keep burning.
Five of the young women were wise.
They brought extra oil.
Five of the young women were not prepared.
They brought their lamps, but they did not bring extra oil.
Everyone waited.
And waited.
And waited some more!
The bridegroom was taking a long time.
The young women became sleepy.

Soon they were all asleep.
Then, in the middle of the night, someone shouted:
"Wake up! The bridegroom is coming!"
Everyone jumped up!
The young women picked up their lamps.
The five wise young women had plenty of oil.
Their lamps were ready.
But the other five discovered that their lamps were going out.
"Oh no!" they cried.
"We need more oil!"
They asked the others to share.
But there was not enough extra oil for all ten lamps.
So they hurried away to buy some.
While they were gone, the bridegroom arrived.
The five who were ready went into the wedding celebration.
Then the door was closed.
Later, the others returned, but they had missed their opportunity to enter.
Jesus finished the story by saying:
"Keep awake therefore, for you know neither the day nor the hour."
Jesus wanted his followers to understand that being ready matters.
He wanted them to live faithfully, even when they had to wait.

What Does This Mean for Us?

We do not need to carry oil lamps everywhere!
Jesus wants us to be ready to follow him.
We can be ready by learning about God.
We can be ready by praying.
We can be ready by helping others.
We can be ready by making loving choices.
And when we make mistakes, we can ask forgiveness and try again.
Jesus helps us learn how to live.

KEEP YOUR LIGHT SHINING!

Teacher note: The original parable includes the closed door and a serious warning about readiness. For young children, acknowledge that part of the story without suggesting that Jesus stops loving children who forget things or make mistakes. The lamps represent the importance of faithful preparation, not a requirement to perform enough good deeds to earn God's love.

6. Craft / Activity

Craft 1 — My Shining Lamp
Materials: White or yellow paper, crayons, glue, scissors, and a lamp template.
Give each child a simple outline of an ancient oil lamp.
Have them colour the lamp.
Above it, draw a large flame.
Inside the flame write:
JESUS IS MY LIGHT!
Around the lamp, children can draw ways they follow Jesus.
Ideas include praying, sharing, helping, forgiving, and showing kindness.
Across the top write:
KEEP YOUR LIGHT SHINING!
At the bottom:
Matthew 25:13

Craft 2 — My Light of Love
Give each child a large paper candle.
Write on the candle:
I CAN FOLLOW JESUS!
Add a large paper flame at the top.
Ask children to draw or write one way they can show God's love inside the flame.
Decorate with hearts, stars, and simple crosses.

Craft 3 — Choose God's Way
Give each child two large paper hearts.
On the first write:
I CHOOSE GOD!
On the second write:
I CHOOSE LOVE!
Children decorate the hearts and glue them onto a sheet of paper.
Add:
"We will serve the Lord." — Joshua 24:15

7. Game

Game 1 — Ready or Not?
Read simple situations aloud.
Ask children to decide whether the person is showing readiness to follow Jesus.
Children can give a thumbs-up for a loving choice and keep their hands in their laps for an unloving choice.

Situation	Response
A child helps someone pick up dropped crayons	Thumbs up
A child refuses to share	Hands down
A child prays before bedtime	Thumbs up
A child makes fun of someone	Hands down

A child welcomes someone new	Thumbs up
A child tells the truth	Thumbs up
A child pushes someone out of the way	Hands down
A child comforts someone who is sad	Thumbs up

After each loving choice, everyone says:
"KEEP YOUR LIGHT SHINING!"

Game 2 — Pass the Light

Materials: Battery-operated candle or soft toy candle.
Have children sit in a circle.
Pass the candle around while music plays.
When the music stops, the child holding the candle names one way to follow Jesus.
Examples:
"I can pray."
"I can help."
"I can share."
"I can be kind."
"I can forgive."
Finish with everyone saying:
"I CAN FOLLOW JESUS EVERY DAY!"

8. Song Suggestions

- This Little Light of Mine — Showing God's love.
- Give Me Oil in My Lamp (Sing Hosanna) — Connected directly to the Gospel story.
- Jesus Loves Me — God's love for us.
- I Have Decided to Follow Jesus — Choosing to follow Christ.
- Seek Ye First the Kingdom of God — Putting God first.
- Thy Word Is a Lamp Unto My Feet — God's Word guides us.
- The Wise Man Built His House Upon the Rock — Making wise choices.
- God Is So Good — Thanking God.
- Trust and Obey — Following God's guidance.

Simple Action Song

To the tune of "Are You Sleeping?"
Keep your light shining, Keep your light shining, Every day, Every day.
Jesus helps us follow, Jesus helps us follow, God's good way, God's good way.

9. Snack Suggestions

Shining Star Snacks
Serve star-shaped biscuits or sandwiches.
Explain:
"Stars shine in the sky. We can remember to shine with God's love."

Lamp-Shaped Snacks
Use a plain biscuit or cracker as the base of a lamp.
Add an age-appropriate piece of fruit to represent a flame.
Explain:
"The lamps in Jesus' story needed oil. Jesus reminds us to be ready to follow him."

Snack Prayer
Dear God,
Thank you for this food.
Thank you for caring for us.
Help us make good choices.
Help us share your love with others.
Keep us ready to follow Jesus every day.
Amen.
Check allergies and follow appropriate food safety practices.

10. Wrap Up & Reflections
Gather the children in a circle.
Hold up the flashlight or battery-operated candle again.
Ask:
What did the ten young women carry?
Lamps.
How many brought extra oil?
Five.
What did Jesus want his followers to remember?
Be ready.
How can we be ready to follow Jesus?
Pray, help, share, love, and make good choices.
Who helps us follow God's way?
Jesus!

Say Together
I CHOOSE GOD!
I CAN FOLLOW JESUS!
I CAN SHOW GOD'S LOVE!
KEEP YOUR LIGHT SHINING!

11. Closing Prayer
Loving God,

Thank you for Jesus, who shows us the way.
Thank you for your wonderful love.
Help us choose to follow you.
Help us be ready to serve you every day.
Give us kind words, helping hands, and loving hearts.
When we are afraid, help us trust you.
When we are sad, give us hope.
When we make mistakes, help us try again.
May your light shine through our lives.
Through Jesus Christ our Lord.
Amen.

12. Take-Home Idea

My Light-Shining Challenge

Send each child home with a small card.
This week I can keep my light shining by:

- ☐ Saying a prayer each day.
- ☐ Helping someone at home.
- ☐ Sharing with a friend.
- ☐ Telling the truth.
- ☐ Welcoming someone new.
- ☐ Comforting someone who is sad.
- ☐ Thanking God for something wonderful.

At the bottom:
KEEP YOUR LIGHT SHINING!
Matthew 25:13
Encourage families to talk about one way they showed God's love each day.

13. Teacher Notes

Understanding the Parable of the Ten Bridesmaids
Matthew 25:1–13 is a parable about readiness, watchfulness, and faithfulness.
Jesus uses the image of a wedding celebration to teach his followers to remain prepared for his coming.
In the story, the difference between the wise and foolish bridesmaids is their preparation.
All ten become sleepy. The wise bridesmaids are not praised for staying physically awake; they are prepared for the delay.
For young children, emphasize:
Being ready to follow Jesus means developing habits of faith, trust, prayer, and love.

Important Teaching Points

1. God's love comes first. We do not earn God's love by doing good things.

2. Jesus calls us to be faithful. We can practise following Jesus in ordinary daily life.
3. Preparation matters. Prayer, learning, worship, and loving service help us grow in faith.
4. We can make wise choices. Joshua reminds us that choosing to serve God is important.
5. God's stories should be shared. Psalm 78 encourages us to teach future generations about God's goodness.
6. Jesus gives us hope. Paul's letter reminds Christians that death does not have the final word.

Connecting the Readings

Joshua 24: God's people are called to choose whom they will serve. Joshua declares his commitment to God.
Psalm 78: God's people are encouraged to remember and share God's mighty works with their children.
1 Thessalonians 4: Paul offers comfort and hope to Christians grieving the death of loved ones.
Matthew 25: Jesus teaches his followers to remain watchful and prepared.

A Note About Death and Grief

The reading from 1 Thessalonians discusses death, resurrection, and Christian hope.
Some children may have experienced the death of someone they love.
Use gentle language:
"When someone we love dies, we feel sad because we miss them. God understands our sadness. Jesus promises us hope and life with God."
Allow children to ask questions without requiring them to discuss personal losses.

A Note About Oil Lamps

Ancient lamps were very different from modern flashlights.
They were often made from clay and burned oil using a wick.
Consider showing a picture of a simple ancient oil lamp.
Use only battery-operated lights with young children. Do not use open flames.

14. Anglican Connection

Being Ready Through Worship and Prayer

Anglican worship helps Christians practise being ready to follow Jesus.
Each Sunday, we gather to hear God's Word, pray, praise God, and receive encouragement for daily life.
Explain to children:
"We come to church to learn about Jesus and to grow in God's love."

The Baptismal Covenant

In Anglican worship, the Baptismal Covenant includes promises to follow Jesus.
Christians promise, with God's help, to:

- Continue in worship, prayer, and learning.
- Turn away from wrongdoing and return to God.
- Share the good news of Jesus.
- Love and serve others.

- Work for justice and peace.
- Respect the dignity of every human being.
- Care for God's creation.

The response is:
"I will, with God's help."
Tell the children:
"Jesus does not ask us to follow him all by ourselves. God helps us!"

The Light of Christ

Light is an important Christian symbol.
At Baptism, a candle may be given to the newly baptized as a reminder of Christ's light.
At Easter, the Paschal Candle reminds us that Jesus is risen and that his light overcomes darkness.
Explain:
"Jesus is the Light of the World. We can share his love with others."

The Church Year

November 8 falls near the end of the season after Pentecost.
The liturgical colour is green.
Green reminds us of growth.
Just as plants grow, we can grow in faith, hope, and love.
The Gospel reading also points toward the future coming of Christ, a theme that becomes especially important as the Church Year approaches its conclusion and Advent begins.

This Week's Message

Jesus teaches us to be ready to follow him. We can grow in faith through prayer, worship, learning God's Word, and showing love to others. Joshua reminds us to choose God's way, the psalm encourages us to share God's stories, and Paul reminds us of the hope we have in Jesus.

KEEP YOUR LIGHT SHINING!

These lesson plans are designed as a collection of ideas rather than a single lesson that must be completed in full. Teachers are encouraged to choose the stories, crafts, games, and worksheets that best suit the ages, abilities, and interests of the children they teach.

Keep Your Light Shining!

Twenty-Fourth Sunday after Pentecost



Keep Your Light Shining!

Twenty-Fourth Sunday after Pentecost



Keep Your Light Shining!

Twenty-Fourth Sunday after Pentecost



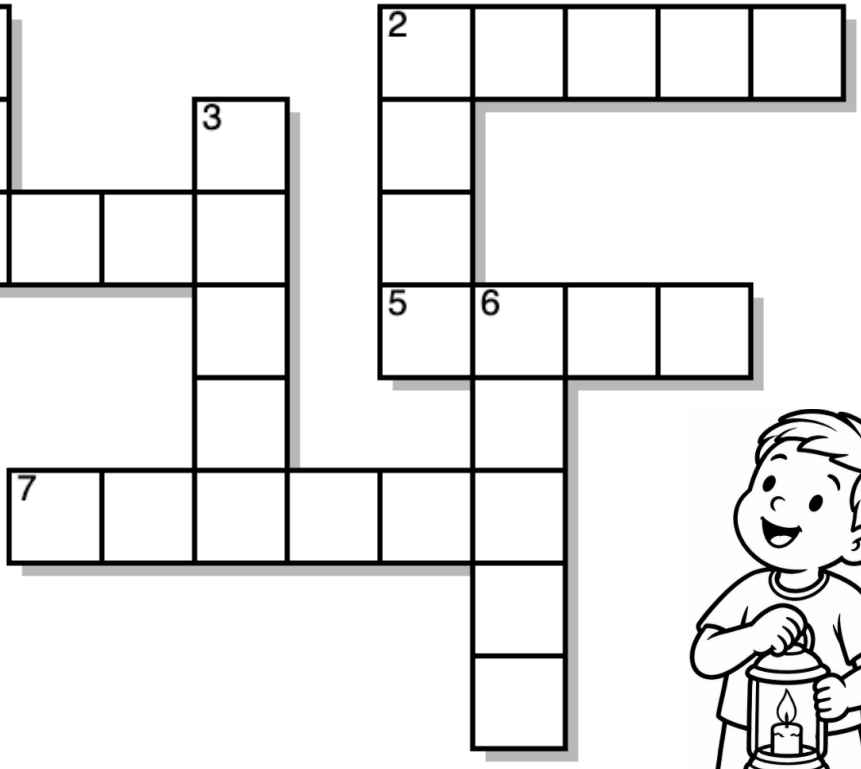

ACROSS

2 What shines from a lamp?
4 We can show God's _____ by helping others.
5 We can talk to God when we _____.
7 Who told the people to choose to serve God?

DOWN

1 What did the lamps need to burn?
2 What did the young women carry?
3 Who told the story of the ten bridesmaids?
6 Jesus wants us to be

Keep Your Light Shining!

Twenty-Fourth Sunday after Pentecost

A U H S O J E

P R A Y L P Q

S R H P O I L

U E E H M I O

S V L A G A D

E O P H D O L

J L T B G Y R

Lamp
Oil
Ready
Jesus
Light
God
Joshua
Love
Pray
Help
Hope



Keep Your Light Shining!

Twenty-Fourth Sunday after Pentecost



Keep Your Light Shining!

Twenty-Fourth Sunday after Pentecost



Keep Your Light Shining!

Twenty-Fourth Sunday after Pentecost





Keep Your Light Shining!

Twenty-Fourth Sunday after Pentecost

Fill in the blanks of the story with the words in the box.

The Ten Bridesmaids and Their Lamps



Word Bank

READY	JESUS	LAMPS	OIL
WEDDING	WISE	SLEEPY	FOLLOW

1. One day _____ told a story.
2. There were ten young women waiting for a _____ celebration.
3. Each young woman carried a _____.
4. The lamps needed _____ to keep burning.
5. Five of the young women were _____ and brought extra oil.
6. The bridegroom was late, and everyone became _____.
7. When the bridegroom arrived, the young women who had prepared were _____.
8. Jesus teaches us to be ready to _____ him every day.





Keep Your Light Shining!

Twenty-Fourth Sunday after Pentecost



Crossword - Key

Across	Down
2. Light	1. Oil
4. Love	2. Lamp
5. Pray	3. Jesus
7. Joshua	6. Ready

Cryptogram – Key:

Joshua 24:24

The people said to Joshua, "The LORD our God we will serve, and him we will obey."

Fill-in-the-Blank – Key

Jesus
Love
Kind
Peace
God
Everyone
Saints
Children