Diocese of Athabasca

Sunday School Lesson Plan – Sunday, November 22, 2026

Here's a **Sunday School Lesson Plan** for **young children (ages 4–8)** and some activities for older children using the **Revised Common Lectionary readings** for **November 22, 2026 – Last Sunday after Pentecost: The Reign of Christ (Year A).** Bible Verses: Ezekiel 34:11-16, 20-24; Psalm 100; Ephesians 1:15-23; Matthew 25:31-46; Preface of the Reign of Christ

✨ Sunday School Lesson Plan

Last Sunday after Pentecost: The Reign of Christ
November 22, 2026 – Year A

JESUS IS OUR LOVING KING!

Theme: Jesus Is Our King and Good Shepherd — We Show His Love by Caring for Others.

Big Idea: Jesus is a loving King who cares for everyone. When we feed the hungry, welcome others, help those in need, and show kindness, we are serving Jesus.

Revised Common Lectionary — Year A

- Ezekiel 34:11–16, 20–24
- Psalm 100
- Ephesians 1:15–23
- Matthew 25:31–46

Preface: The Reign of Christ
Liturgical Colour: White or Gold
Age Group: Preschool to Young Elementary (approximately 3–9 years)
Suggested Lesson Length: 30–45 minutes, with additional activities as desired.

1. Lesson Title / Theme / Big Idea

JESUS IS OUR LOVING KING!

Theme: Jesus Is Our King and Good Shepherd

Big Idea: Jesus is not a king who rules by being mean or frightening. Jesus is a loving King who teaches us to care for others.

Lesson Focus for Kids:

- Jesus is our loving King.
- Jesus is also our Good Shepherd.
- God knows and cares for each of us.
- Everyone is important to Jesus.
- Jesus wants us to feed the hungry and help people in need.
- We can welcome people who feel left out.
- We can care for people who are sick, lonely, or sad.
- When we show love to others, we are showing love to Jesus.
- We can serve Jesus through small acts of kindness.

This Week's Message

JESUS IS OUR KING! WE CAN SHOW HIS LOVE!

2. Scripture Readings — Kid-Friendly Language

Ezekiel 34:11–16, 20–24 — God Is Our Good Shepherd

Long ago, God spoke to his people through a prophet named Ezekiel.
God told them that he would care for them like a shepherd cares for sheep.
A good shepherd knows the sheep and watches over them.
If a sheep wanders away, the shepherd searches for it.
If a sheep is hurt, the shepherd helps it.
If a sheep is hungry, the shepherd finds good grass for it to eat.
God promised to care for his people.
God also promised to protect those who were weak and make sure they were treated fairly.
God said that he would give his people a shepherd to guide them.

Kid Connection: God loves us and cares for us. Jesus is our Good Shepherd. He knows us, loves us, and wants us to care for one another.

GOD IS MY GOOD SHEPHERD!

Psalm 100 — Make a Joyful Noise to the Lord!

The psalm tells us to praise God with happiness.
We can sing joyful songs.
We can thank God for loving us.

God made us, and we belong to him.
We are God's people, like sheep in his pasture.
God is good.
God's love lasts forever.

Kid Connection: We can thank God through singing, praying, and showing kindness. We belong to God, and God loves us.

I BELONG TO GOD!

Ephesians 1:15–23 — Jesus Is Lord of All

Paul wrote a letter to Christians who loved Jesus.
He thanked God for their faith and their love for others.
Paul prayed that God would help them understand how wonderful God's love and power are.
He reminded them that God raised Jesus from the dead.
God gave Jesus a place of great honour.
Jesus is Lord over everything.
Jesus is the head of the Church.

Kid Connection: Jesus is our King. He leads his Church and teaches us how to love and care for others.

JESUS IS OUR LOVING KING!

Matthew 25:31–46 — Jesus Teaches Us to Care for Others

Jesus told his followers about a time when he would come in glory as King.
He described people being gathered before him.
The King would separate them like a shepherd separates sheep from goats.
The King would welcome those who had shown love and kindness.
He would say:
"I was hungry, and you gave me food."
"I was thirsty, and you gave me something to drink."
"I was a stranger, and you welcomed me."
"I needed clothes, and you gave me clothing."
"I was sick, and you cared for me."
"I was in prison, and you visited me."
The people were surprised.
They asked:
"Lord, when did we see you hungry or thirsty? When did we help you?"
The King explained that when they cared for people in need, they were caring for him.
Jesus also warned that refusing to help people in need is a serious failure to love.
Jesus wanted his followers to understand that loving God includes caring for other people.

Kid Connection: We may not see Jesus standing in front of us, but we can serve him by helping people. When we share, welcome, comfort, and care for others, we are showing Jesus' love.

WHEN I HELP OTHERS, I AM SERVING JESUS!

3. Welcome & Opening Prayer / Circle Time

Activity: What Does a Loving King Do?

Materials: A simple paper crown, a toy sheep, a heart, a small blanket, and a piece of bread or pretend food.

Gather the children in a circle.

Show them the crown.
Ask:

- "Who wears a crown?"
- "What does a king do?"
- "What kind of king do you think Jesus is?"

Explain:
"Some kings wear crowns and live in castles. Jesus is a different kind of King. Jesus is a loving King who cares for people."

Show the toy sheep.
"Jesus is also our Good Shepherd. A shepherd cares for sheep, and Jesus cares for us."

Show the heart.
"Jesus loves everyone."

Show the blanket and food.
“Jesus wants us to help people who need food, clothing, friendship, and care.”

Ask:
“What is something kind you could do for someone today?”

Opening Prayer

Dear Jesus,
Thank you for being our loving King.
Thank you for being our Good Shepherd.
Thank you for knowing us and caring for us.
Help us see when someone needs kindness.
Teach us to share what we have.
Help us welcome others and care for those who are lonely or sad.
May our words and actions show your love.

Amen.

4. Memory Verse

“Just as you did it to one of the least of these ... you did it to me.”

Matthew 25:40 (excerpt)

For younger children:

“YOU DID IT TO ME.”

Matthew 25:40

Explain that Jesus is teaching us that helping someone in need is a way of serving him.

Memory Verse Actions

Words	Actions
JUST AS YOU DID IT	Reach both hands forward as though helping
TO ONE OF THE LEAST	Hold up one finger
OF THESE	Open hands toward the group
YOU DID IT	Place hands over heart
TO ME	Point upward toward Jesus

Repeat the verse several times.

Invite the children to say it with the actions.

Finish by saying:

“WHEN I HELP OTHERS, I AM SERVING JESUS!”

5. Bible Story Time

Jesus, Our Loving King

One day Jesus was talking to his friends.
He wanted them to understand something very important.
Jesus wanted them to know how much God cares about people.
He also wanted them to know how they could show God’s love.
So Jesus told them about a great King.

The King sat on his throne.
People from all over the world gathered before him.
The King looked at the people and welcomed those who had cared for others.
“Come!” said the King.
“I was hungry, and you gave me food.”
Pretend to give someone a piece of bread.
“I was thirsty, and you gave me a drink.”
Pretend to offer a cup of water.
“I was a stranger, and you welcomed me.”
Wave hello and smile.
“I needed clothes, and you helped me.”
Pretend to wrap someone in a warm blanket.
“I was sick, and you cared for me.”
Place a hand gently over your heart.
The people were surprised.
“Lord,” they asked, “when did we do these things for you?”
The King answered:
“When you helped someone who needed love and care, you were helping me.”
Jesus wanted his friends to understand that every person matters.
When someone is hungry, we can help.
When someone is lonely, we can be a friend.
When someone is sad, we can comfort them.
When someone is new, we can welcome them.
When someone needs help, we can offer our hands.
Jesus also warned about people who ignored the needs of others.
He wanted his followers to choose love and kindness.
Jesus is our loving King.
He wants us to follow his example.
And every day, we have opportunities to show his love.

What Does This Mean for Us?

You do not have to be grown up to serve Jesus.
You can share a toy.
You can help someone who has fallen.
You can welcome a new friend.
You can bring someone a glass of water.
You can help at home.
You can pray for someone who is sick.
Every act of kindness matters.

JESUS IS OUR KING, AND WE CAN SHOW HIS LOVE!

6. Craft / Activity

Craft 1 — My Crown of Kindness

Materials: Crown templates, yellow crayons, markers, scissors, glue, and paper hearts.

Give each child a paper crown.

Across the front write:
JESUS IS MY KING!

On each point of the crown, write or draw a way to show Jesus' love:
LOVE — HELP — SHARE — WELCOME — CARE

Children colour and decorate their crowns.

Explain:
"Jesus is our loving King. We follow him by showing love and kindness."

Craft 2 — Helping Hands for Jesus

Materials: Paper, crayons, pencils, scissors, and glue.

Have each child trace around both hands.

On one hand write:
I LOVE JESUS.

On the other hand write:
I HELP OTHERS.

Children draw ways they can help people.

Examples include sharing food, welcoming a friend, helping at home, and comforting someone.

Glue the hands onto a large heart.

Across the top write:
MY HANDS CAN SHOW JESUS' LOVE!

Craft 3 — The Good Shepherd and His Sheep

Materials: Sheep templates, cotton balls (optional), crayons, glue, and paper.

Provide a picture of Jesus as the Good Shepherd.

Have children colour sheep and place them near Jesus.

Write:
JESUS IS MY GOOD SHEPHERD!

Explain:
"Just as a shepherd cares for sheep, Jesus cares for us."

For younger children, use large paper sheep rather than small decorations.

7. Game

Game 1 — How Can I Help Jesus?

Read a situation aloud. Children act out what they could do.

Situation 1:	A child is sitting alone. Invite them to play.
Situation 2:	Someone drops their books. Help pick them up.
Situation 3:	A friend is thirsty. Offer water or ask an adult to help.
Situation 4:	Someone is sad. Sit with them and offer comfort.
Situation 5:	A new child comes to Sunday school. Smile and welcome them.
Situation 6:	Someone does not have enough food. Help with a family or parish food donation.

After each situation, everyone says:
"WHEN I HELP OTHERS, I AM SERVING JESUS!"

Game 2 — The Shepherd Calls His Sheep

Choose one child or the teacher to be the shepherd. The other children pretend to be sheep.

The shepherd says:
"Come, my sheep!"

The children move gently toward the shepherd.

The shepherd then calls out an action:

- "Show kindness!"
- "Help someone!"
- "Share!"
- "Welcome a friend!"
- "Praise God!"

Children act out each action.

Explain:
"Jesus is our Good Shepherd. We listen to him and follow his loving ways."

8. Song Suggestions

- Jesus Loves Me — Jesus' love for everyone.
- He's Got the Whole World in His Hands — God's care for creation.
- The Lord's My Shepherd — Jesus as our Shepherd.
- The King of Love My Shepherd Is — Christ our loving Shepherd.
- All Things Bright and Beautiful — Thankfulness for God's creation.
- This Little Light of Mine — Showing God's love.
- God Is So Good — Praising God.
- Seek Ye First the Kingdom of God — Following God's ways.
- The Servant King — Jesus' example of humble service.
- Make Me a Servant — Helping and serving others.

Simple Action Song

To the tune of "Are You Sleeping?"

Jesus loves us,
Jesus loves us,
Every day,
Every day.

We can help each other,
We can love each other,
God's good way,
God's good way.

9. Snack Suggestions

Shepherd's Snack

Serve small pieces of bread, cheese, and age-appropriate fruit.
Explain: "Jesus is our Good Shepherd. God gives us food and cares for us."

Sharing Snack

Provide a small plate of crackers or fruit.
Invite children to help distribute the food fairly.
Explain: "Jesus teaches us to share with others."

Snack Prayer

Dear Jesus,
Thank you for this food.
Thank you for caring for us.

Help us remember people who are hungry.
Teach us to share what we have.
May we show your love every day.
Amen.

Check allergies and choking risks, and supervise all food activities.

10. Wrap Up & Reflections

Gather the children in a circle.

Ask: Who is our loving King? Jesus.
Who is our Good Shepherd? Jesus.
How does a shepherd care for sheep? By feeding, protecting, guiding, and helping them.
What does Jesus want us to do for people who are hungry? Help them get food.
What can we do when someone is lonely? Welcome them and be a friend.
What can we do when someone is sad? Comfort them.
What happens when we show love to someone in need? We are serving Jesus.

Say Together

JESUS IS MY KING!
JESUS LOVES EVERYONE!
I CAN HELP OTHERS!
I CAN SHOW JESUS' LOVE!

11. Closing Prayer

Loving Jesus,
You are our King and our Good Shepherd.
Thank you for caring for us.
Help us follow your loving example.
Open our eyes to people who need help.
Give us kind words to say.
Give us helping hands.
Give us generous hearts.
Help us welcome others and care for those who are lonely, hungry, sick, or sad.
May everything we do show your love.
Through Jesus Christ our Lord.
Amen.

12. Take-Home Idea

My Kindness Challenge

Encourage children to complete at least three acts of kindness during the week.

I CAN SHOW JESUS' LOVE!

Help someone at home.
Share something with another person.
Welcome someone new.
Comfort someone who is sad.
Pray for someone who is sick.
Give food or clothing to someone in need, with an adult's help.
Say something kind to another person.

0 of 7 kindness activities completed

At the bottom of the take-home sheet:

"Just as you did it to one of the least of these ... you did it to me." — Matthew 25:40

Encourage families to talk about ways they can serve Jesus together.

13. Teacher Notes

Understanding the Reign of Christ

The Reign of Christ, also called Christ the King Sunday, celebrates Jesus as Lord and King of all creation. It is observed on the last Sunday of the liturgical year, immediately before Advent. The readings emphasize Christ's authority, God's care for the vulnerable, and the responsibility of Christians to love and serve others.

Connecting the Readings

Ezekiel 34: God promises to shepherd his people, seek the lost, care for the weak, and judge fairly.

Psalm 100: God's people are invited to worship with joy and thanksgiving. We belong to God.

Ephesians 1: Jesus is exalted above every authority and is the head of the Church.

Matthew 25: Jesus teaches that caring for people in need is an essential expression of faithfulness to him.

Important Teaching Points

1. Jesus is a loving King. His reign is marked by justice, mercy, compassion, and care.

2. Jesus is our Good Shepherd. He knows us and cares for us.

3. Every person matters to God. We should treat everyone with dignity and kindness.

4. Serving others is serving Jesus. Our actions should reflect our love for God.

5. Small acts of kindness matter. Even young children can show God's love.

6. God wants us to notice people in need. We can learn to respond with compassion and practical help.

A Note About Matthew 25:31–46

This passage contains serious teaching about judgment and accountability.

For young children, focus on Jesus' call to compassion, mercy, and loving service without suggesting that God's love must be earned.

Avoid frightening descriptions of punishment.

Explain:

"Jesus loves us and teaches us to love others. When we see someone who needs help, Jesus wants us to care."

Also explain that children should ask a trusted adult for help when a person's needs are beyond what they can safely do themselves.

14. Anglican Connection

Christ the King Sunday

In the Anglican Church, the Reign of Christ is celebrated at the end of the church year.
The liturgical colour is white or gold, symbolizing celebration, glory, and Christ's kingship.
The following Sunday begins Advent, a new church year.
Explain to children:
"Today we celebrate Jesus as our loving King. Next Sunday we begin Advent and prepare to celebrate his coming."

The Baptismal Covenant

Anglicans promise, with God's help, to follow Jesus and serve others.
The Baptismal Covenant includes the commitment:
"Will you seek and serve Christ in all persons, loving your neighbour as yourself?"
The response is: "I will, with God's help."
Explain: "When we help someone, we are serving Jesus."

Serving in Our Parish

Anglican parishes show Christ's love in many ways.

Examples include:

- Food banks and food hampers.
- Visiting people who are sick or lonely.
- Welcoming newcomers.
- Helping families in need.
- Supporting community outreach.
- Praying for others.
- Caring for God's creation.
- Sharing resources with people in need.

Ask: "What could our Sunday school do to help someone in our parish or community?"

The Eucharist and Sharing

In Holy Communion, Anglicans gather around the Lord's Table. We remember Jesus' love and receive God's grace. The Eucharist strengthens us to go into the world and serve others.
Explain: "At church we learn about Jesus' love. Then we go out and share that love with others."

This Week's Message

Jesus is our loving King and Good Shepherd. He knows us, loves us, and cares for us. Ezekiel reminds us that God seeks the lost and protects the weak. Psalm 100 calls us to praise God with joy. Paul reminds us that Jesus is Lord of all. In Matthew's Gospel, Jesus teaches us that when we care for people in need, we are serving him.

Every act of kindness is an opportunity to share Jesus' love.

❤️ JESUS IS OUR KING! WE CAN SHOW HIS LOVE! ❤️

These lesson plans are designed as a collection of ideas rather than a single lesson that must be completed in full. Teachers are encouraged to choose the stories, crafts, games, and worksheets that best suit the ages, abilities, and interests of the children they teach.

Jesus is our Loving King!

Last Sunday after Pentecost: The Reign of Christ



Jesus is our Loving King!

Last Sunday after Pentecost: The Reign of Christ



Jesus is our Loving King!

Last Sunday after Pentecost: The Reign of Christ



ACROSS

3 Who is our loving King?
5 We should be _____ to others.
6 We can _____ someone in need.
8 A king may wear a _____.
9 We can _____ for people who are sick.

DOWN

1 A shepherd cares for these animals.
2 We can give hungry people _____.
4 We can _____ with others.
5 Jesus is our loving _____.
7 Jesus teaches us to show _____.

Jesus is our Loving King!

Last Sunday after Pentecost: The Reign of Christ

E S Y E S B C Y
V V H U R R Y K
O R S E O A I P
L E H W E N H E
J D N E G P R S
W O N T L A N W
L O M I C P R T
M F T N K J J Y

Jesus
King
Sheep
Share
Love

Help
Food
Kind
Care
Crown



Jesus is our Loving King!

Last Sunday after Pentecost: The Reign of Christ



Jesus is our Loving King!

Last Sunday after Pentecost: The Reign of Christ



Jesus is our Loving King!

Last Sunday after Pentecost: The Reign of Christ





Jesus is our Loving King!

Last Sunday after Pentecost: The Reign of Christ

Jesus Teaches Us to Love Others



Word Bank

KING
HUNGRY
JESUS
SHARE
SHEPHERD
WELCOME
LOVE
HELP
THIRSTY
KIND

One day _____ told his friends a story.
Jesus told them about a great _____.
The King cared about people who needed help.
He said:
"I was _____, and you gave me food."
"I was _____, and you gave me something to drink."
"I was a stranger, and you made me feel _____."
Jesus explained that when we _____ people in need, we are serving him.
Jesus is also our Good _____.
He knows us and cares for us.
Jesus wants us to _____ what we have.
He wants us to be _____ to others.
We can show Jesus' _____ every day.



Jesus is our Loving King!

Last Sunday after Pentecost: The Reign of Christ



Jesus is our Loving King!

Last Sunday after Pentecost: The Reign of Christ



Crossword - Key

Across	Down
3. Jesus	1. Sheep
5. Kind	2. Food
6. Help	4. Share
8. Crown	5. King
9. Care	7. Love

Cryptogram – Key:

Matthew 25:40

And the king will answer them, 'Truly I tell you, just as you did it to one of the least of these brothers and sisters of mine, you did it to me.'

Fill-in-the-Blank – Key

Jesus
King
Hungry
Thirsty
Welcome
Help
Shepherd
Share
Kind
Love