Diocese of Athabasca

Sunday School Lesson Plan

Here’s a **Sunday School Lesson Plan** for **young children (ages 4–8)** and some activities for older children using the **Revised Common Lectionary readings – All Saints’ Day (Year A).** Bible Verses: Revelations 7:9-17; Psalm 34:1-10, 22; 1 John 3:3-3; Matthew 5:1-12; Preface of All Saints

✨ Sunday School Lesson Plan

All Saints’ Day

Revised Common Lectionary Readings:

- Revelation 7:9–17
- Psalm 34:1–10, 22
- 1 John 3:1–3
- Matthew 5:1–12

Preface: All Saints Liturgical Colour: White (or Gold) Age Group: Preschool to Young Elementary (approximately 3–9 years) Suggested Lesson Length: 30–45 minutes, with additional activities as desired.

Scripture reference note: The reading from 1 John is 1 John 3:1–3. Revelation is the singular title of the final book of the Bible.

1. Lesson Title / Theme / Big Idea

WE ARE ALL GOD'S CHILDREN!

Theme: All Saints' Day — Celebrating God's Family

Big Idea: God loves us and calls us God's children. All Saints' Day reminds us that we belong to one great family of God, including Christians who lived long ago, those who live today, and those who will come after us.

Lesson Focus for Kids:

- God loves every one of us.
- We are all God's children.
- Saints are people who belong to God and follow Jesus.
- We can learn from faithful Christians who lived before us.
- Jesus teaches us to be kind, gentle, merciful, and peaceful.
- God's family includes people from every nation and background.
- We can show God's love through our words and actions.

This Week's Message

❤️ WE ARE ALL GOD'S CHILDREN! ❤️

God loves us, and we can share that love with others.

2. Scripture Readings — Kid-Friendly Language

Revelation 7:9–17 — A Great Family Around God’s Throne

John had a wonderful vision.
He saw a great crowd of people standing before God's throne.
There were so many people that nobody could count them!
They came from every country, every nation, and every language.
Some were young. Some were old.
They were all different, but they were together, worshipping God.
They wore white robes and held palm branches.
They praised God with joyful voices.
They thanked God for saving them.
John learned that God would always care for these people.
God would shelter them.
They would never again be hungry or thirsty.
Jesus, the Lamb of God, would guide them to the water of life.
And God would wipe away every tear from their eyes.

Kid Connection
God's family is wonderfully big!
It includes people who look different, speak different languages, and come from different places.
God loves people everywhere.
There is room for everyone in God's family.

Psalm 34:1–10, 22 — Praise God Together!

The writer of this psalm loved God very much.
He wanted everyone to join him in praising God.
He said:

"O magnify the Lord with me, and let us exalt his name together." — Psalm 34:3
The psalm reminds us that God hears us when we pray.
God is near when we are afraid.
God cares for those who trust in God.
The psalm also says:
"O taste and see that the Lord is good." — Psalm 34:8

Kid Connection
God is good!
We can praise God when we are happy.
We can pray to God when we are sad.
We can ask God for help when we are afraid.
We can thank God for all the wonderful gifts we have been given.

1 John 3:1–3 — We Are God's Children!

John wanted Christians to understand something wonderful.
God loves us so much that God calls us God's children!
John wrote:
"See what love the Father has given us, that we should be called children of God." — 1 John 3:1
And then John said something even more wonderful:
"And that is what we are!"
We belong to God's family.
God loves us today.
And God promises that we will grow to become more like Jesus.

Kid Connection
Ask the children to point to themselves.
Say:
"God loves YOU!"
Ask them to point to someone else.
Say:
"God loves THEM too!"
Now everyone says:
"WE ARE GOD'S CHILDREN!"

Matthew 5:1–12 — Jesus Teaches Us How to Live

One day Jesus went up a mountain.
His disciples gathered around him.
Jesus sat down and began to teach.
He told them about the people God blesses.
Jesus said that God blesses people who know they need God's help.
God comforts people who are sad.
God blesses people who are gentle.
God blesses people who want what is right.

God blesses people who show mercy.
God blesses people who have pure hearts.
God blesses people who make peace.
And God is with people who suffer because they are trying to do what is right.
These teachings are called the Beatitudes.

Kid Connection
Jesus teaches us how to live as God's children.
We can be:
❤️ Loving 😊 Kind 🤲 Helpful 🕊️ Peaceful 💛 Merciful 🙏 Prayerful 🌈 Welcoming
When we live in these ways, we help others see God's love.

3. Welcome & Opening Prayer / Circle Time

Activity: God’s Great Big Family

Materials: A large paper heart, a globe or map, and pictures of people from different countries and backgrounds.
Gather the children in a circle.
Show the globe or map.
Ask:
"How many people do you think live in the world?"
"Do all people look the same?"
"Do all people speak the same language?"
Explain:
"People around the world have different languages, cultures, and traditions. But God loves every person."
Show the large heart.
Say:
"God's love is big enough for everyone!"
Ask the children:
"Who belongs to God's family?"
Let them respond:
"WE DO!"

Opening Prayer

Dear God,
Thank you for loving us.
Thank you for making us your children.
Thank you for the people who have loved and followed you throughout the years.
Thank you for our families, our friends, and our church.
Help us welcome others.
Help us be kind and gentle.
Help us make peace.
Help us share your love with everyone we meet.

Amen.

4. Memory Verse

"We are God's children now."

1 John 3:2

For younger children:
"WE ARE GOD'S CHILDREN!"

Memory Verse Actions

Words	Actions
WE	Point to everyone
ARE	Stretch out both hands
GOD'S	Point upward
CHILDREN	Hug yourself

Repeat the verse several times.
Try saying it quietly, loudly, slowly, and joyfully.
Finish with everyone saying:
"THANK YOU, GOD, FOR LOVING US!"

5. Bible Story Time

Jesus Teaches Us to Be Like Him

One day Jesus went up a mountain.
Many people wanted to hear what he had to say.
Jesus sat down, and his disciples gathered around him.
Other people came to listen too.
Jesus looked at the people.
He knew that some were happy.
Some were sad.
Some were worried.
Some were lonely.
Some were trying very hard to do what was right.
Jesus wanted them to know how much God cared for them.
So Jesus began to teach.
He said:
"Blessed are those who mourn, for they will be comforted."
That means God cares when we are sad.
Jesus said:
"Blessed are the meek."
That means God values people who are gentle and humble.

Jesus said:
"Blessed are the merciful."
Mercy means showing kindness and forgiveness.
Jesus said:
"Blessed are the peacemakers."
A peacemaker is someone who helps people get along.
Ask the children:
"What could you do if two friends were arguing?"
Let them answer.
Maybe you could help them talk kindly.
Maybe you could encourage them to share.
Maybe you could ask a grown-up to help.
Jesus wants us to be peacemakers.
Then Jesus reminded the people that even when following God is difficult, God does not forget them.
God loves them.
God cares for them.
God is with them.
Now, on All Saints' Day, we remember that many people have followed Jesus throughout the years.
Some lived a very long time ago.
Some were famous.
Some were ordinary people who quietly loved God and helped others.
Some taught children.
Some cared for people who were sick.
Some shared food with hungry people.
Some helped make peace.
And some simply showed God's love to the people around them.
These people remind us that we can follow Jesus too.
We do not have to be famous.
We do not have to be grown up.
We can show God's love right now!
When we share, we show love.
When we help, we show love.
When we forgive, we show love.
When we make peace, we show love.
And every day, we can remember:
❤️ **WE ARE ALL GOD'S CHILDREN!** ❤️

6. Craft / Activity

Craft 1 — God’s Family Around the World

Materials: Large paper circle representing the earth, crayons, paper people cutouts, glue, and heart shapes.
Draw a large globe on a sheet of paper.
Give each child several simple paper people to colour.
Encourage them to use different colours for clothing, hair, and skin.
Glue the people around the globe.
Add hearts between them.
Across the top write:
GOD LOVES EVERYONE!
At the bottom:
"We are God's children now." — 1 John 3:2
Explain that God's family includes people from every part of the world.

Craft 2 — My Saintly Heart

Give each child a large paper heart.
Across the top write:
I CAN SHOW GOD'S LOVE!
Inside the heart, children draw ways they can follow Jesus.
Ideas include helping someone, sharing toys, welcoming a friend, praying, caring for someone who is sad, or making peace.
Decorate the outside with small crosses and hearts.

Craft 3 — All Saints’ Day Crown

Create a simple paper crown or headband.
Across the front write:
I AM GOD'S CHILD!
Decorate with crosses, hearts, stars, and smiling faces.
Explain:
"We do not need a crown to belong to God. This crown reminds us that we are precious to God."

7. Game

Game 1 — Be a Peacemaker!

Read a situation aloud.
Ask the children what a peacemaker could do.
Situation 1: Two children both want the same toy.
What could you do?
Help them take turns or find a way to share.
Situation 2: Someone is sitting alone.
What could you do?

Invite them to join you.
Situation 3: A friend is crying.
What could you do?
Ask if they are okay and offer comfort.
Situation 4: Someone drops their crayons.
What could you do?
Help pick them up.
Situation 5: Someone says something unkind.
What could you do?
Use kind words and ask a trusted adult for help if needed.
After each situation, everyone says:
"I CAN SHOW GOD'S LOVE!"

Game 2 — God’s Family Circle

Have children stand in a circle.
Pass a large paper heart around while music plays.
When the music stops, the child holding the heart names someone God loves.
Examples:
"My family!"
"My friends!"
"People in other countries!"
"People who are lonely!"
"Everyone!"
Finish with:
"GOD'S LOVE IS FOR EVERYONE!"

8. Song Suggestions

- Jesus Loves Me — God loves each of us.
- Jesus Loves the Little Children — God's love for everyone.
- He's Got the Whole World in His Hands — God's care for creation and all people.
- This Little Light of Mine — Showing God's love.
- All Things Bright and Beautiful — Praising God for creation.
- God Is So Good — Thankfulness.
- When the Saints Go Marching In — All Saints' Day.
- For All the Saints — Traditional Anglican hymn.
- I Sing a Song of the Saints of God — Saints can be found in everyday life.
- Blest Are They — Based on the Beatitudes.

Simple Action Song

To the tune of "Are You Sleeping?"
We are God's children, We are God's children, Yes, we are! Yes, we are!
God loves every person, God loves every person, Near and far, Near and far!

9. Snack Suggestions

God’s Family Fruit Plate

Offer a variety of age-appropriate fruits.
Explain that fruits have different colours, shapes, and tastes.
Just as fruits are different, people are different too.
But God loves every person.

Heart-Shaped Snacks

Serve heart-shaped sandwiches, biscuits, or fruit pieces.
Ask:
"What does a heart remind us of?"
LOVE!
"Who loves us?"
GOD!
"Who can we love?"
EVERYONE!

Snack Prayer

Dear God,
Thank you for this food.
Thank you for the people who prepared it.
Thank you for loving all your children.
Help us share what we have and care for one another.
Amen.
Check allergies and prepare food safely for the children's ages.

10. Wrap Up & Reflections

Gather the children in a circle.
Ask:
Who are God's children?
We are!
Does God love people from every country?
Yes!
What is a peacemaker?
Someone who helps people get along.
What can we do when someone is sad?
Comfort them.
What can we do when someone needs help?
Help them.
What do we remember on All Saints' Day?
People who have loved and followed Jesus throughout the years.
Say Together
GOD LOVES ME!
GOD LOVES YOU!
WE ARE GOD'S CHILDREN!

WE CAN SHOW GOD'S LOVE!

11. Closing Prayer

Loving God,
Thank you for making us your children.
Thank you for the saints who have followed Jesus before us.
Thank you for the people who teach us about your love today.
Help us be gentle and kind.
Help us comfort people who are sad.
Help us share with those who need help.
Help us make peace.
Help us welcome everyone into your family.
May our words and actions show your love every day.
Through Jesus Christ our Lord.
Amen.

12. Take-Home Idea

My All Saints' Day Love Challenge

Send each child home with a small card.
This week I can show God's love by:

- ☐ Helping someone.
- ☐ Sharing something.
- ☐ Praying for someone.
- ☐ Being kind to someone who is sad.
- ☐ Welcoming someone new.
- ☐ Making peace.
- ☐ Thanking someone who helps me learn about Jesus.

At the bottom:
❤️ **WE ARE GOD'S CHILDREN!** ❤️
1 John 3:2
Encourage families to talk about someone who has helped them learn about God's love.

13. Teacher Notes

Understanding All Saints' Day

All Saints' Day is a special day in the Christian calendar when we remember and give thanks for all the saints of God.
In Anglican tradition, saints include the faithful people of God throughout the ages, not only famous Christians whose names are remembered in church calendars.
All Saints' Day celebrates the whole communion of saints.

For young children, explain:
"Saints are people who belong to God. On All Saints' Day, we remember people who have loved God and followed Jesus."
Emphasize that being a saint does not mean being perfect.
Christians make mistakes, ask forgiveness, and keep learning to follow Jesus.

Important Teaching Points

1. God loves us first. We do not have to earn God's love by being good.
2. We are God's children. Our identity as God's beloved children is a gift.
3. God's family includes everyone who belongs to Christ. Revelation describes a great multitude from every nation, tribe, people, and language.
4. Jesus teaches us how to live. The Beatitudes describe the blessings of God's kingdom and the kind of life Jesus calls us to follow.
5. Saints are not perfect people. They are people who trust God and seek to follow Jesus.
6. God's love continues through generations. We can learn from faithful people who lived before us.

Connecting the Readings

Revelation 7: God's people from every nation gather in worship. God promises comfort, care, and eternal life.
Psalm 34: We are invited to praise God and trust in God's goodness.
1 John 3: We are God's beloved children now, and we look forward to becoming more like Christ.
Matthew 5: Jesus teaches the Beatitudes, showing us the blessings and values of God's kingdom.

A Note About Grief

All Saints' Day may bring memories of loved ones who have died.
Some children may have experienced the death of a family member, friend, or pet.
Use gentle language.
You might say:
"Today we thank God for people who have loved us and helped us. Some are still with us, and some have died. We can remember them with love."
Allow children to share memories if they wish, but do not require anyone to participate.

14. Anglican Connection

All Saints' Day in Anglican Worship

All Saints' Day is one of the principal feasts of the Anglican Church.
It is celebrated on November 1, although some parishes may observe it on a nearby Sunday.
The liturgical colour is white, symbolizing joy, celebration, and the resurrection of Christ.
White vestments and altar hangings may be used.

The Communion of Saints

Anglicans affirm belief in the communion of saints in the Apostles' Creed.
Explain to children:

"The communion of saints means that all God's people belong together in Christ, even across different times and places."
The Church includes Christians who are living today and those who have died in Christ.
We are joined together through Jesus.

Baptism — Welcomed into God's Family

Baptism is a wonderful connection to this lesson.
At Baptism, we are welcomed into Christ's Church.
In Anglican worship, the newly baptized are marked with the sign of the cross.
Explain:
"Baptism reminds us that we belong to Jesus and are welcomed into God's family."
If appropriate, show the children the baptismal font.

Our Baptismal Promises

In the Baptismal Covenant, Christians promise, with God's help, to:

- Continue in worship, prayer, and learning.
- Share the good news of Jesus.
- Love and serve others.
- Seek justice and peace.
- Respect the dignity of every human being.
- Care for God's creation.

The response is:
"I will, with God's help."
Tell the children:
"God helps us grow into the people Jesus calls us to be."

The Beatitudes and Christian Living

The Beatitudes are part of Jesus' Sermon on the Mount.
They teach us about the values of God's kingdom.
In Anglican worship and teaching, these words remind us to seek mercy, peace, humility, justice, and faithfulness.
For young children, focus especially on:
"Blessed are the merciful."
"Blessed are the peacemakers."
Explain that God helps us live with loving hearts.

This Week's Message

All Saints' Day reminds us that we are part of God's great family. God loves us, calls us God's children, and helps us grow to be more like Jesus. We can follow the example of faithful Christians who came before us by showing kindness, mercy, peace, and love to everyone we meet.

♡ WE ARE ALL GOD'S CHILDREN! ♡

These lesson plans provide a collection of ideas rather than a single lesson that must be completed in full. Teachers are encouraged to choose the stories, crafts, games, and worksheets that best suit the ages, abilities, and interests of the children they teach.

We are all God’s Children

All Saints’ Day

We are all God’s Children

All Saints’ Day

We are all God’s Children

All Saints’ Day

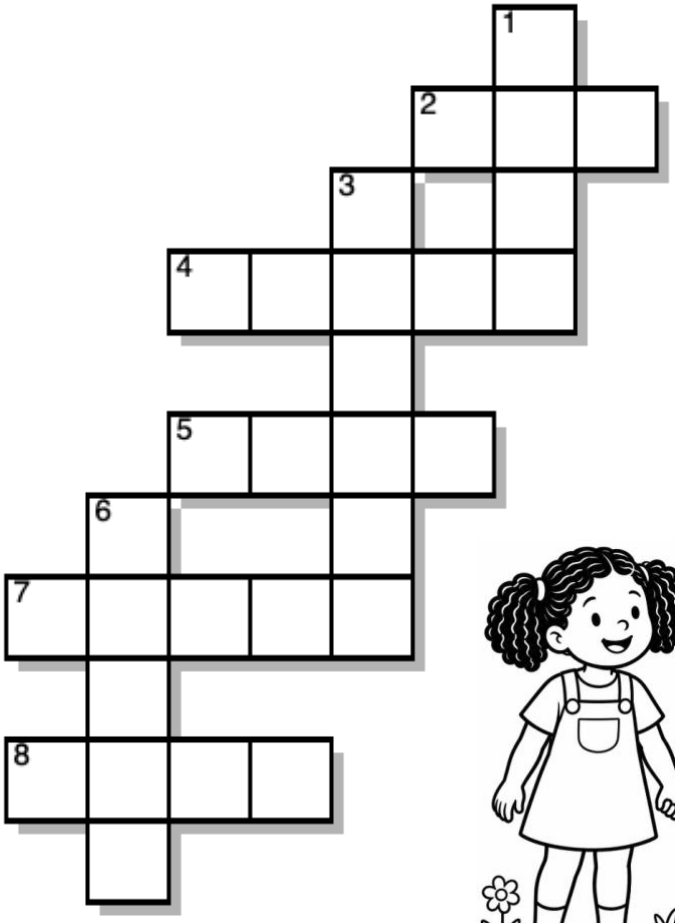

ACROSS

2 Who loves us always?
4 What do peacemakers try to make?
5 We can show God's love by being _____.
7 Who taught the Beatitudes?
8 We can talk to God when we _____.

DOWN

1 What do we show when we help others?
3 All _____ belong to God's family.
6 We can love God with all our _____.

We are all God's Children

All Saints' Day

S	M	G	Y	L	H	T	Y	N
E	A	F	S	E	O	G	O	D
C	J	I	A	U	V	V	J	N
A	T	R	N	M	S	K	E	J
E	T	N	Y	T	I	E	P	Q
P	K	A	L	N	S	L	J	R
L	R	X	D	Q	E	B	Y	B
P	L	Y	T	H	W	Q	Y	V

God
Love
Peace
Pray
Jesus

Saints
Kind
Heart
Help
Family

We are all God's Children

All Saints' Day



We are all God's Children

All Saints' Day



We are all God's Children

All Saints' Day

We are all God's Children

All Saints' Day

Fill in the blanks of the story with the words in the box.

We Are God's Children!

Word Bank

PEACE JESUS EVERYONE CHILDREN
LOVE KIND SAINTS GOD

Choose the correct word from the Word Bank to complete each sentence.
Use each word only once.

1. One day _____ went up a mountain.
2. Many people came to listen to him.
3. Jesus taught the people about _____.
4. He told them that God blesses people who are gentle and _____.
5. Jesus said: "Blessed are the peacemakers."
6. Peacemakers help people live in _____.
7. The Bible tells us that we are _____'s children.
8. God loves _____.
9. On All Saints' Day, we remember the _____ who followed Jesus.
10. We can show God's love because we are God's _____.
11. Jesus wants us to love God and love others every day.

WE ARE GOD'S CHILDREN!

We are all God's Children

All Saints' Day

Crossword - Key

Across	Down
2. God	1. Love
4. Peace	3. Saints
5. Kind	6. Heart
7. Jesus	
8. Pray	

Cryptogram – Key:

Psalm 34:1

I will bless the LORD at all times; his praise shall continually be in my mouth.

Fill-in-the-Blank – Key

Jesus
Love
Kind
Peace
God
Everyone
Saints
Children