



LAMBRICK PARK CHURCH
GORDON HEAD + VICTORIA + THE WORLD

SPECIAL GENERAL MEETING

PROPOSED BUDGET 2026/27
JUNE 14, 2026

Embracing and inviting everyone to follow Jesus with us in redemptive community, intentional discipleship and everyday mission.



SGM Agenda

Fiscal Year 2026-2027

Sunday, June 14, 2026

1. Welcome & Land Acknowledgement Sue Priestley
2. Opening Prayer
3. Society Business
 - a. Review order of the meeting, documents, and voting process
 - b. Establish quorum
 - c. **Member Vote:** Approve agenda
 - d. **Member Vote:** Approve January 2026 AGM minutes
4. Context Overview
5. Financial Update Year-To-Date (FY 2025-26) Russ Jones & Alana Robinson
6. Proposed Budget (FY 2026-27)
 - a. Lambrick Russ Jones & Alana Robinson
 - b. Wiseways Wiseways Director, Lisa Thomson
 - c. **Motion: To approve the proposed budget for fiscal year 2026-27 as presented.**
 - d. Discussion/Questions from the floor
 - e. Vote
- 7.5 & 2 Update Jonathan Barry
8. Elders' nomination process update Sue Priestly & Scott Anderson
9. Closing Remarks Sue Priestley
 - a. **Motion to adjourn**
10. Closing Prayer

We acknowledge and respect that the land on which we worship, live, work and play, lies within the Coast Salish territories of the lək̓ʷəŋən and W̱SÁNEĆ peoples, who have inhabited and cared for this land for thousands of years. We desire to grow in understanding and to work toward healing and reconciliation.



Special Annual General Meeting

December 14, 2025

MINUTES

Opening Prayer & Land Acknowledgement – Chavon Barry

Society Business – Daniel Johnston

- Short business meeting required by BC Societies
- We will only be covering our audited statements.
- A more complete AGM will occur in January with a more typical format
- 150 members = 38 for quorum; Quorum confirmed by Katie Myers

MOTION to approve agenda on cover of meeting package

- Moved by Curtis Harder, Seconded by Loren Hagerty, Approved

Presentation of Audited Statements – Russ Jones

- Expressed appreciation for the great work done by Ruth Bourassa and finance committee
- ***MOTION to accept Lambrick Park Church's audited financial statements as presented for fiscal year 2024-25.***
 - Moved by Janet Anderson, Seconded by Jocelyn Tessemaker; Approved

MOTION to adjourn business portion of the meeting

- Moved by Wendy Brouwer, Seconded by Karen Bogle, Approved.

Closing Prayer – Gary Hinde



Annual General Meeting

January 13, 2026

MINUTES

7:00 PM – Welcome – Natasha and Jamie Martens

- Opening Prayer – Ryan Lidstone
- Land Acknowledgement – Ryan Lidstone
- Daniel Johnston, Board Chair, introduced incoming Board Chair, Sue Priestley

Society Business – Sue Priestley

- Quorum Established.
- *Motion to approve the agenda as printed – Moved by Daniel Johnston – Seconded by Jocelyn Tessemaker – No discussion – No objections – Motion passed.*

Overview Audited Financial Statements Fiscal 2024-2025 – Russ Jone

- The Lambrick Park Church audited financial statements for fiscal 2024-2025 were accepted at the Special AGM on December 14, 2025.
- Revenue is on budget for the first quarter of the new fiscal year.
- Expenses are below budget for the first quarter of the new fiscal year, given lower staffing cost while looking for an Executive Pastor. This is expected to normalise with the hiring of Alana Robinson.
- December 2025 offering revenue was on budget, rental revenue was slightly lower than budgeted.
- The Advent Fund raised more than \$26,000.
- We have approximately \$250,000 in the bank for the 5&2 Project. Approximately 80% of committed funds have been received.

5&2 Project Update – Curtis Harder

- The committee has been busy making plans to steward the pledged funds well.
- The first major project, upgrade of the sound system, spent approximately \$176,000 (3% below approved, 10% above original estimate).
- Planning has begun for the exterior work (roof, facias, cement, etc.).
- Three companies assessed the roof. All assessments concluded that no immediate work is needed. Plan to revisit in spring.
- Gutters, soffits, and facia have already been refreshed, completed in November 2025 for approximately \$30,000.



AGM Minutes continued....

- The committee looked at several options for concrete walkway repair and chose a rubberised overlay and sealant. A deposit has been made, and work will begin Spring 2026.
- The kitchen is the big project that is coming up.

Wiseways Overview – Lisa Thomson

- This has been a challenging year.
- Significant end of year deficit (last year, approximately \$30,000 surplus; this year, approximately \$30,000 deficit).
- Enrollment is believed to have been low due to a low birthrate in 2021/2022.
- Closed the Mouse House classroom at the end of December 2025. The other three are now full.
- Sue Priestley prayed for Lisa and Wiseways.

Board of Elders Affirmation – Sue Priestley

- The Nomination Committee's work did not result in any new elders this year.
- The Nomination Committee is considering whether the nomination process needs changes.
- Encouraged with the elders we have.
- There are no new elders, six returning elders:
 - Russ Jones (Term: Feb 2021 - Dec 2026)
 - Chavon Barry (Term: Jan 2024 - Dec 2026)
 - Gary Hinde (Term: Jan 2024 - Dec 2026)
 - Jonathan Barry (Term: Jan 2023 - Dec 2028)
 - Ryan Lidstone (Term: Jan 2024 - Dec 2026)
 - Sue Priestley (Term: Jan 2022 - Dec 2027)
- **Motion to accept the elders as presented – Moved by Donald Dunphy – Seconded by Lucia Harder – Ballots distributed – Ballots collected – Ballots counted – Motion passed.**
- Sue thanked Daniel Johnston for his service as an elder and as Board Chair. Curtis Harder prayed for Daniel and Marika.
- **Motion to destroy the ballots – Moved by Marilyn Jones – Seconded by Bob Kilmer – No objections – Motion passed.**

Motion to adjourn the business portion of the meeting. Moved by Noreen Kemp - Seconded by Debbie McMullen - No objections - Motion passed.

GENERAL FUND GIVING ACTUALS BY FISCAL YEAR						
	FY 20-21	FY 21-22	FY 22-23	FY 23-24	FY 24-25	YTD FY 25-26
GIVING ACTUALS	\$570,115	\$560,255	\$617,199	\$641,485	\$674,673	\$456,245
VARIANCE % PREVIOUS YEAR	-2.29%	-1.73%	10.16%	3.93%	5.17%	9% (YTD)

We are currently 3/4 of the way through our fiscal year (as of May 31, 2026); the numbers represented in this report for our current fiscal year reflect actuals from **September 1, 2025**, to **March 31, 2026**.

The planning for our current fiscal year reflected the steady financial growth experienced over the previous three fiscal years, primarily focused on maintaining the status quo for our operational and ministry expenses. We budgeted for 5% growth in our giving, and projections show we will meet that goal, if not surpass it.

YTD Income/Expenses (LPC)

As of March 31st, we have received **98%** of what was budgeted for general giving year-to-date (YTD) and **97%** of what was budgeted for overall operating income. We are projecting to receive at least **100%** of what was budgeted for giving towards our general fund, but anticipate a small shortfall in anticipated revenue from building rentals. Our goal is to always keep our expenses below income and not dip into emergency funds. As of March 31st we have spent **97%** of YTD budgeted expenses, and project ending the fiscal year the same.

		YTD Actuals	FY 25-26 Budget	FY 25-26 Projections	Projections as a % of Budget
Lambrick Park Church	Total Giving	\$403,192	\$629,500	\$699,929	100%
	Total Operating Income	\$433,319	\$757,250	\$753,250	100%
	Total Operating Expenses	\$407,273	\$768,818	\$750,182	97%
	Revenue/Loss	\$26,046	-\$11,568	\$3,068	126%
Wiseways Childcare Centre	Total Revenue	\$512,771	\$924,584	\$924,584	100%
	Total Expenses	\$517,420	\$923,314	\$923,314	100%
	Revenue/Loss	-\$4,649	\$1,271	\$1,271	100%
LPC & WW	Net Rev/Loss	\$21,397	\$10,297	\$4,339	126%

Net Revenue/Loss (LPC)

Our YTD Net Surplus is **\$26,046**. There are still large expenses pending, such as the MET's support of the mission trip to Moldova, and a myriad of opportunities to maintain our facility, thus we anticipate ending the year with a small **surplus** of **\$3,068**. Considering we budgeted for a **shortfall** of **-\$11,568**, this is a positive projection indeed.



Financial Update

Current FY 2025-26



YTD Income/Expenses (Wiseways)

In January Wiseways chose to close our Mouse House classroom, which accommodates 6 children, due to lower enrollment in the fall. Since then, our remaining 3 classrooms, accommodating 16 children each, have remained full.

We have looked at market trends and this is a common trend for many other Centre's in our community. Child Care Resource and Referral, a government agency that supports families and care providers, has explained this downturn in enrollment may be due to a decrease in birth rate in our region over the past few years. Additionally, there had been an increase in government incentives available, and so several childcare centers have opened in our area. This is wonderful news for families, as they are provided with more options for care, but it does mean that we have had to keep a close eye on registration trends so that we can adapt with these changes. The government seems to have recognized this impact and has now cut back on some of these incentives so they can address how to best support the Centers already operating as well as the need for care in communities.

To accommodate this loss in revenue, our teaching team have worked hard to reduce expenses and limit spending while still ensuring that we are providing a quality program. We are hopeful that our new infant toddler program will bring in new families needing care for both infant toddler care as well as older siblings in our 3-5 program. If you know anyone needing care between the ages of 18 months to 5 years old, send them our way!

Net Revenue/Loss (Wiseways)


Our YTD Net Surplus is -\$4,648.77. While the reduced enrollment has affected our net revenue negatively, shifts in employment along with a reduction of expenses have allowed us to make up this difference and we anticipate ending the year on budget.



Financial Update

Current FY 2025-26

INCOME STATEMENT : GENERAL FUND					
YTD September 1, 2025 - March 31, 2026					
LAMBRICK PARK CHURCH (LPC)	Y-T-D ACTUALS	Y-T-D BUDGET	\$ +/- difference	% over/under bdgt	BUDGET YEAR
INCOME					
TITHES & OFFERINGS	381,881.38	372,600.00	9,281.38	2%	629,500.00
DESIGNATED MISSIONS	500.00	-	500.00		-
NOT RECEIPTABLE REVENUE	21,311.14	41,000.00	(19,688.86)	-48%	70,000.00
SUBTOTAL (Giving)	403,692.52	413,600.00	(9,907.48)	-2%	699,500.00
RENTAL	28,505.84	35,250.00	(6,744.16)	-19%	57,750.00
SUNDRY: incl: GIC interest, Youth tuck, grants, misc	1,121.39	-	1,121.39		-
	-	-	-		-
TOTAL REVENUE	433,319.75	448,850.00	(15,530.25)	-3%	757,250.00
EXPENSES					
OFFICE	15,077.35	15,006.25	71.10	0%	25,725.00
FACILITIES	94,328.97	89,752.50	4,576.47	5%	151,775.00
VEHICLES	24.50	24.50	-	0%	1,200.00
PERSONNEL	268,741.63	286,581.75	(17,840.12)	-6%	524,618.00
PERSONNEL DEVELOPMENT	1,821.00	3,937.50	(2,116.50)	-54%	6,750.00
MISSIONS - OTHER	587.90	117.25	470.65		5,200.00
MISSIONS	35,290.00	35,490.00	(200.00)	-1%	64,800.00
VISION MINISTRIES	4,675.00	4,675.00	-	0%	8,000.00
PROFESSIONAL SERVICES	2,532.19	2,900.00	(367.81)	-13%	13,000.00
SUNDAY MINISTRY	2,375.10	3,275.00	(899.90)	-27%	5,050.00
ELDERS DISCRETIONARY	3,446.09	2,035.00	1,411.09	69%	6,500.00
LEAD PASTOR EXPENSES	742.06	875.00	(132.94)	-15%	1,500.00
EXECUTIVE PASTOR	573.91	233.50	340.41		400.00
WORSHIP ARTS	5,859.03	5,114.00	745.03	15%	8,300.00
CHILDRENS MINISTRY	3,354.67	4,430.00	(1,075.33)	-24%	7,050.00
YOUTH MINISTRY	9,771.13	7,540.00	2,231.13	30%	11,000.00
COMMUNITY LIFE MINISTRIES	7,072.58	8,125.00	(1,052.42)	-13%	11,950.00
WISEWAYS FACILITY CONTRIBUTION	(49,000.00)	(49,000.00)	-	0%	(84,000.00)
TOTAL EXPENSES	407,273.11	421,112.25	(14,179.55)	-3%	768,818.00
TOTAL LPC REVENUE/LOSS	26,046.64	27,737.75	(1,350.70)		(11,568.00)
WISEWAYS					
	Y-T-D	Y-T-D	\$ +/-		BUDGET revised
	INCOME/EXPENSE	BUDGET	difference		YEAR
INCOME					
TUITION	184,625.10	214,500.00	(29,874.90)	-14%	367,700.00
CCOF	191,548.78	206,010.00	(14,461.22)	-7%	353,160.00
CCOF Admin topup	18,180.82	19,882.80	(1,701.98)	-9%	34,084.80
CCOF: OPT-IN	32,770.40	38,960.99	(6,190.59)	-16%	66,790.24
ECE Enhancement	63,241.79	59,999.45	3,242.34	5%	102,849.45
GRANTS: Misc	-	-	-		-
VIHA Special Needs	21,804.58	-	21,804.58		-
INTEREST INCOME	600.00	-	600.00		-
FUNDRAISING	-	-	-		-
TOTAL WISEWAYS REVENUE	512,771.47	539,353.24	(26,581.77)	-5%	924,584.49
EXPENSES					
PROGRAM EXPENSES	10,940.76	15,765.00	(4,824.24)	-31%	27,000.00
PERSONNEL	457,479.48	473,849.60	(16,370.12)	-3%	812,313.57
FACILITY USE COMMITMENT	49,000.00	49,000.00	-	0%	84,000.00
TOTAL WISEWAYS EXPENSES	517,420.24	538,614.60	(21,194.36)	-4%	923,313.57
TOTAL WISEWAYS REVENUE/LOSS	(4,648.77)	738.64	(5,387.41)	-729%	1,270.92
	INCOME/EXPENSE	BUDGET	# +/-		
TOTAL: LPC and WISEWAYS	21,397.87	28,476.39	(6,738.11)	-24%	(10,297.08)



Proposed Budget

Next FY 2026-27

As we edged towards spring, our staff and ministry leaders began to look towards the upcoming ministry year and begin planning their budget accordingly. Here at Lambrick, we ask ministries to outline their plans along with a budget to support it, so that we can anticipate upcoming variable costs (Ministry & Community Life) alongside our generally known fixed costs (Personnel, Facilities, Office Operations, and Missions). These budgets are then reviewed by the Lead & Executive Pastors, along with the Finance Committee. Finally, the Elders Board as a whole reviews and approves the budget for recommendation to the congregation at a special general meeting.

The following report and accompanying budget tables show the proposed budget for the upcoming fiscal year beginning September 1, 2026, and running through to August 31, 2027. A comparison to our current year-to-date (YTD) financials and previous fiscal year actuals is provided as well.

We are proposing an increase in giving of approximately **6.5%** in the upcoming fiscal year, over what we budgeted for our current year. Current giving trends are showing a **7-9%** growth over last fiscal year and so we are confident that this proposed increase is achievable.

While budgets may seem like just numbers on a page, they represent what we believe God is bringing us into. Hidden among the practical expenses of owning and maintaining a building and property of this size, are real people who are being embraced by our community, disciplined and invited into everyday mission. Without the support of you, the congregation, through gifts and tithes, none of it is possible. We invite you to prayerfully consider your part in furthering the work of Lambrick Park Church in our community.

Revenue (LPC)

Our churches primary source of income is through general donations (**93%**), with remaining income largely coming from room rentals (**7%**). With general giving being our primary income source, that means we are prayerfully anticipating an increase in gifts towards the church in the coming months to support our new budget. We do believe this is reasonable in light of the steady growth we are seeing on Sunday mornings.

Lambrick Park Church						
	Budget FY24-25	Actual FY24-25	Budget FY25-26	Mar 31/26 YTD Actual FY25-26	PROPOSED FY26-27	Variance
REVENUE						
Receipted Offerings	598,108	585,480	629,500	382,381	665,424	35,924
Missions	10,000	11,810			-	0
Unreceiptable Offerings	67,567	96,537	70,000	21,311	80,000	10,000
Other Revenue	55,000	62,906	57,750	29,627	61,750	4,000
TOTAL REVENUE	730,675	756,733	757,250	433,320	807,174	49,924

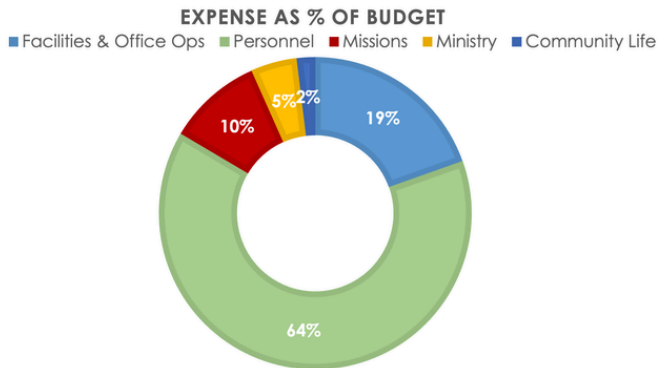
Proposed Budget

Next FY 2026-27

Expenses (LPC)

Much of our budget would be considered fixed costs, such as utilities and insurance, staff wages, and program subscriptions. These are primarily necessary costs to keeping the church running effectively and efficiently, with little wiggle room for adjustments.

Our variable costs make up a much smaller portion of the budget and are the areas that first get trimmed back on if money gets tight.



Fixed Costs: \$824,409 (93% of budgeted expenses)

- Personnel
- Facilities
- Mission

Variable Costs: \$58,365 (7% of budgeted expenses)

- Ministry
- Community Life

Lambrick Park Church						
	Budget FY24-25	Actual FY24-25	Budget FY25-26	YTD Actual FY25-26	PROPOSED FY26-27	Variance
EXPENSE						
Office Operations	27,225	25,740	25,725	15,077	25,615	(110)
Facilities	146,650	130,169	151,775	94,329	136,128	(15,647)
Vehicles	700	898	1,200	25	50	(1,150)
Personnel	497,081	466,795	531,768	270,563	566,866	35,098
Missions	78,100	86,464	70,000	35,878	79,026	9,026
Vision Ministry	8,000	8,000	8,000	4,675	8,000	0
Professional Services	12,000	12,983	13,000	2,532	11,750	(1,250)
Sunday Ministry	4,600	3,796	5,050	2,375	3,950	(1,100)
Elders Discretionary	6,450	5,722	6,500	3,446	2,300	(4,200)
Lead Pastor	1,500	1,577	1,500	742	1,450	(50)
Executive Pastor				574	1,850	1,850
Worship Arts	8,100	6,795	8,300	5,859	11,080	2,780
Childrens Ministry	6,700	6,382	7,050	3,355	7,400	350
Youth Ministry	9,500	11,465	11,000	9,771	14,360	3,360
Community Life	11,250	13,193	11,950	7,072	16,650	4,700
TOTAL EXPENSE	817,856	779,979	852,818	456,273	886,475	33,657
SUB-TOTAL	(87,181)	(23,246)	(95,568)	(22,953)	(79,301)	16,267
Wiseways Facility Use Commitmen	80,000	80,000	84,000	49,000	84,000	0
Amortization					(1,945)	(1,945)
NET SURPLUS	(7,181)	56,754	(11,568)	26,047	2,754	14,322

Proposed Budget

Next FY 2026-27

A few numbers of note:

Facilities: We are pursuing and anticipating savings in our building insurance this year though, at this stage, those savings are unconfirmed. We were unable to get insurance quotes ahead of our 90-day renewal period, which began June 1, but we expect to receive them by mid-June. Consultation with other churches and with our insurance broker continue to suggest that savings on insurance are possible and so we have budgeted accordingly.

Personnel: Includes maintaining our current levels with a **2%** cost of living increase for our staff team.

Missions: Our partnership with Living Edge is now included in our Missions line. We still have designated funds remaining from this fiscal year, so only 50% of our annual commitment is being budgeted for next fiscal, with the remaining amount expected to be added into the budget in the following year.

Elders Discretionary: Appears significantly reduced but, in reality, the Elders had budgeted in this current year for costs associated with the search, hire, and moving costs of an Executive Pastor, which are of course unnecessary in the coming year.

Youth Ministry: This ministry has been under-budgeting for the past few years and so this modest increase better reflects the cost of ministering to our many youth.

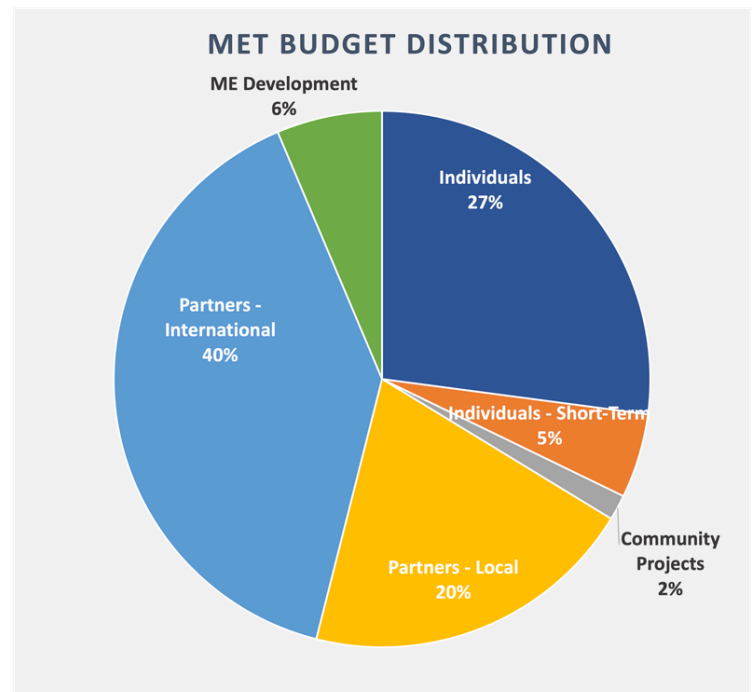
Community Life: This budget was also increased to accommodate rising coffee costs, additional community gathering opportunities, and to better fund Treat Street.

Missions

We continue to support 15 local and international missionaries and organizations engaged in the missional work of Jesus and consider these to be fixed expenses so as to not take away resources from organizations or people who need it. This year we have budgeted a 2% cost of living increase for the five individual missionaries that we support.

Net Revenue/Loss

We are projecting a small surplus, however this could be larger if current trends continue. Any significant surplus would provide us the opportunity to set money aside for capital repairs or other unexpected expenses.





Proposed Budget (Wiseways)

Next FY 2026-27



Revenue (Wiseways)

Wiseways has two key sources of revenue:

Government Grants & Subsidies

This is provided by the Provincial Government which includes Child Care Operating Base Funding (CCOF), as well as the Child Care Fee Reduction Initiative (CCFRI) and the Early Childhood Educator Wage Enhancement (ECE WE) program which are two programs that we chose to opt into as they are beneficial to parents and staff. These funds keep costs lower for families while also helping us pay competitive salaries for our staff.

We are eligible for up to \$10,000 through a Child Care BC Maintenance Fund, to support childcare facilities in sudden, unexpected situations that directly impact children's health and safety and/or may result in a facility closure.

Tuition

To allow for a cost-of-living increase for our staff, we determined a need to increase fees. To do this, Wiseways has been granted permission by the CCFRI program, and the LPC Board, to increase our fees by \$30 in September. This is just under the maximum allowable increase for our region under the CCFRI guidelines and a comparable increase to other childcare centres in our community. This increase brings our fees from \$1115/month to \$1145 and so after the fee reduction, families will now pay \$600/month.

For our infant toddler program, the fees will be \$1745/month so after the fee reduction, families will pay \$845/month. This is just under the affordability benchmarks set for our region with the CCFRI program.

Wiseways						
	Budget FY24-25	Actual FY24-25	Budget FY25-26	Mar 31/26 YTD Actual FY25-26	PROPOSED FY26-27	Variance
REVENUE						
Wiseways Grants	548,420	510,264	556,885	328,146	589,365	32,480
Wiseways Tuition/Reg Fees	347,000	315,110	367,700	184,625	389,330	21,630
TOTAL REVENUE	895,420	825,374	924,585	512,771	978,695	54,110



Proposed Budget (Wiseways)

Next FY 2026-27

Expenses (Wiseways)

Wiseways has three primary expense categories:

Personnel: We currently have a total of 10 staff which includes 7 Early Childhood Educators (ECE), an Early Childhood Education Assistant (ECEA), our Administrator (ECE) and Director (ECE).

We are currently hiring for two infant toddler educators (ECE IT) to work alongside one of our current ECEs in the infant toddler program. Our ECEA will support this classroom as well.

Facility Use Contribution: Wiseways currently contributes \$84,000 annually to Lambrick, towards facility costs. This is based on the amount of classroom space that we use, and incorporates facility related operating costs such as hydro, heating, cleaning, etc. as well as support from LPC administrative staff.

Program Expenses: This budget covers all remaining program expenses; supplies, toys, equipment, maintenance, and more. We work very hard to keep these costs down while still providing a high-quality program and environment.

Wiseways						
	Budget FY24-25	Actual FY24-25	Budget FY25-26	Mar 31/26 YTD Actual FY25-26	PROPOSED FY26-27	Variance
EXPENSE						
Personnel	782,155	759,587	815,314	457,479	865,410	50,096
Operations	28,000	14,146	24,000	10,941	25,250	1,250
						0
TOTAL EXPENSE	810,155	773,733	839,314	468,420	890,660	51,346
SUB-TOTAL	85,265	51,642	85,271	44,351	88,035	2,764
Facility Use Commitment	80,000	80,000	84,000	49,000	84,000	0
NET SURPLUS	5,265	(28,358)	1,271	(4,649)	4,035	2,764

Net Revenue/Loss (Wiseways)

We are anticipating a small surplus at the end of next fiscal year, with a bit of a buffer for the ebbs and flows of enrolment.

Lambrick Park Church						
	Budget FY24-25	Actual FY24-25	Budget FY25-26	Mar 31/26 YTD Actual FY25-26	PROPOSED FY26-27	Variance
REVENUE						
Receipted Offerings	598,108	585,480	629,500	382,381	665,424	35,924
Missions	10,000	11,810			-	0
Unreceiptable Offerings	67,567	96,537	70,000	21,311	80,000	10,000
Other Revenue	55,000	62,906	57,750	29,627	61,750	4,000
TOTAL REVENUE	730,675	756,733	757,250	433,320	807,174	49,924
EXPENSE						
Office Operations	27,225	25,740	25,725	15,077	25,615	(110)
Facilities	146,650	130,169	151,775	94,329	136,128	(15,647)
Vehicles	700	898	1,200	25	50	(1,150)
Personnel	497,081	466,795	531,768	270,563	566,866	35,098
Missions	78,100	86,464	70,000	35,878	79,026	9,026
Vision Ministry	8,000	8,000	8,000	4,675	8,000	0
Professional Services	12,000	12,983	13,000	2,532	11,750	(1,250)
Sunday Ministry	4,600	3,796	5,050	2,375	3,950	(1,100)
Elders Discretionary	6,450	5,722	6,500	3,446	2,300	(4,200)
Lead Pastor	1,500	1,577	1,500	742	1,450	(50)
Executive Pastor				574	1,850	1,850
Worship Arts	8,100	6,795	8,300	5,859	11,080	2,780
Childrens Ministry	6,700	6,382	7,050	3,355	7,400	350
Youth Ministry	9,500	11,465	11,000	9,771	14,360	3,360
Community Life	11,250	13,193	11,950	7,072	16,650	4,700
TOTAL EXPENSE	817,856	779,979	852,818	456,273	886,475	33,657
SUB-TOTAL	(87,181)	(23,246)	(95,568)	(22,953)	(79,301)	16,267
Wiseways Facility Use Commitment	80,000	80,000	84,000	49,000	84,000	0
Ammortization					(1,945)	(1,945)
NET SURPLUS	(7,181)	56,754	(11,568)	26,047	2,754	14,322

Wiseways						
	Budget FY24-25	Actual FY24-25	Budget FY25-26	Mar 31/26 YTD Actual FY25-26	PROPOSED FY26-27	Variance
REVENUE						
Wiseways Grants	548,420	510,264	556,885	328,146	589,365	32,480
Wiseways Tuiton/Reg Fees	347,000	315,110	367,700	184,625	389,330	21,630
TOTAL REVENUE	895,420	825,374	924,585	512,771	978,695	54,110
EXPENSE						
Personnel	782,155	759,587	815,314	457,479	865,410	50,096
Operations	28,000	14,146	24,000	10,941	25,250	1,250
TOTAL EXPENSE	810,155	773,733	839,314	468,420	890,660	51,346
SUB-TOTAL	85,265	51,642	85,271	44,351	88,035	2,764
Facility Use Commitment	80,000	80,000	84,000	49,000	84,000	0
NET SURPLUS	5,265	(28,358)	1,271	(4,649)	4,035	2,764

Total LPC & WW						
	Budget FY24-25	Actual FY24-25	Budget FY25-26	Mar 31/26 YTD Actual FY25-26	PROPOSED FY26-27	Variance
TOTAL REVENUE	1,626,095	1,582,107	1,681,835	946,091	1,785,869	104,034
TOTAL EXPENSE	1,628,011	1,553,712	1,692,132	924,693	1,777,135	85,003
NET SURPLUS	(1,916)	28,396	(10,297)	21,398	8,734	19,031



5 & 2 Project Update

In the spring and summer of 2024 our church community rallied strong around a capital campaign with the goal of raising **\$650,000** to address a series of significant facility repairs and upgrades. Commitments exceeded that goal within months, evidence of your commitment to ongoing ministry here at Lambrick Park Church. In all, **\$679,887** has been committed, and **\$554,537** has been received (to Mar. 31/26)! We are projecting to receive another **\$107,506** before the end of 2027, bringing the initial campaign to a close. If we meet those projections, we will receive just **\$17,843** less than was initially committed in 2024, but still **\$12,044** ahead of that initial \$650,000 goal!

Several 5 & 2 Projects are already completed: **sound system/stage upgrade and repair/replacement of gutters and fascia**. Others are in progress: **walkway resurfacing**. The **kitchen renewal** is anticipated to be one of the largest projects and is now in the early planning stages.

Other facility upgrades, such as **lighting, window/door repair** and **toilet upgrades** remain pending and, after an inspection with positive results, plans for **roof repairs** are currently on hold. We remain committed to a healthy and stable pattern of community and growth and, like any building, there is a list of needs and future projects. Any new gifts designated towards the 5 & 2 Project will be reserved for future renewals to our space.

The projected expenses in the table to the right are only for those costs we know at the moment. All else is awaiting quotes and further planning.

5 & 2 Campaign Projections vs Actuals			
	TOTAL PLEDGED	TOTAL ACTUALS TO-DATE	STILL PROJECTED
Total Revenue	\$679,886.63	\$554,537.63	\$107,506.00
<i>*Difference of Initial Projected Rev vs Current Projected</i>			\$17,843.00
EXPENSES			
Contingency & Campaign	\$100,000.00	\$62,842.47	
Sound System/stage Expenses	\$185,000.00	\$180,113.04	\$8,000.00
Kitchen Refresh	\$120,000.00	\$463.91	
Roof	\$102,000.00	\$23,933.75	
Facility Upgrades	\$151,000.00	\$40,472.61	\$34,752.68
Total Expenses	\$658,000.00	\$307,825.78	\$42,752.68
Closing Profit/Loss	\$21,886.63	\$246,711.85	\$64,753.32