



Diocese of Athabasca

Sunday School Lesson Plan – Epiphany (Second Sunday after Christmas)

Here's a **Sunday School Lesson Plan** for **young children (ages 4–8)** and some activities for older children using the **Revised Common Lectionary readings** for **Second Sunday after Christmas or Epiphany (Year A)**. Bible Verses: Is 60:1-6; Ps 72:1-7, 10-14; Eph 3:1-12; Mt 2:1-12; Preface of Epiphany

Sunday School Lesson Plan

Lesson Title

Shine Your Light! The Wise Ones Follow Jesus

Theme

God's light shows everyone the way to Jesus.

Big Idea

Jesus is God's gift for the whole world.

Lesson Focus for Kids

God's light helps us find Jesus, and we can share that light with others.

Scripture Readings – Kid-Friendly Language

- **Isaiah 60:1–6:** God says, “Wake up and shine! My light is with you.” People from far away come to see God's bright light and bring gifts.
- **Psalms 72:** God's king is kind and fair. He helps people who need help and brings peace.
- **Ephesians 3:** God's love is for everyone—no one is left out.
- **Matthew 2:1–12:** Wise ones follow a bright star. It leads them to baby Jesus. They worship him and bring special gifts.

Welcome & Opening Prayer / Circle Time

Welcome: Greet each child by name. Light a candle (or pretend candle) and say, “Jesus is the Light of the world.”

Prayer: “Dear God, thank you for your light that shows us the way to Jesus. Help us learn and share your love today. Amen.”

Circle Question: “Have you ever followed a light—like a flashlight or a star?”

Memory Verse

“Arise, shine; for your light has come.” (Isaiah 60:1a)

Action idea: Stand up (arise), hands over head like sun rays (shine).

Bible Story Time (Interactive)

Tell the story using a simple star cut-out.

1. A bright star appears in the sky.
2. Wise ones follow the star to find Jesus.
3. They worship Jesus and give gifts—gold, frankincense, and myrrh.
4. God’s light helped them find Jesus.

Wondering Questions:

- “How do you think the wise ones felt when they saw the star?”
 - “What gift would you like to give Jesus?”
-

Craft / Activity

Star of Light Craft

Materials: Paper stars, crayons/markers, glue, foil or yellow paper, yarn.

Children decorate a star and add shiny pieces. Write the memory verse on the back.

Game

Follow the Star

Place paper stars around the room. Children follow the path to find a picture of baby Jesus.

Song Suggestions

- “This Little Light of Mine”
- “We Three Kings” (simple chorus)
- “Jesus Loves Me”

Snack Suggestions

- Star-shaped crackers or cookies
- Fruit pieces arranged like a star
- Water or juice

Wrap-Up & Reflections

Talk about ways we can share Jesus’ light—being kind, helping, and loving others.

Closing Prayer

“Thank you, God, for Jesus, the light of the world. Help us shine your light wherever we go. Amen.”

Take-Home Idea

Send home the star craft with the memory verse. Encourage families to look for ways to “shine” during the week.

Teacher Notes

- Keep language simple and reassuring.
- Emphasize that God’s love is for everyone.
- Allow movement and participation.

Shine Your Light!


Epiphany



Shine Your Light!


Epiphany

Can you find 10 differences between the two pictures?



Shine Your Light!

Epiphany




ACROSS

- 4 Serenity
- 7 Jesus' mother
- 8 Jesus' birthday
- 11 Part
- 12 Present
- 13 Incense gift to Jesus
- 14 Metal gift to Jesus

DOWN



- 1 Light in the sky
- 2 Messiah
- 3 Where Jesus was born
- 5 Wisemen
- 6 Perfume gift to Jesus
- 9 To give light
- 10 Earth



Shine Your Light!

Epiphany

Help the Magi find their way to Jesus.



Shine Your Light!

Epiphany

N E S N E C N I K N A R F
Y S Q D S M E B M T Q D N
R J A U L C G E X E M Y L
A D S M A R H I N I G A M
M E R E T E O I F S D N Q
J M P A L S H W H T D M N
G D Y H T S I A V Z B M Y
G O T R M S R R B J Q D R
Q E L W R E X G H J Y B N
B W J D R H M N D C R D K

Shine
Star
Jesus
Gift
World
Share
Magi

Gold
Frankincense
Myrrh
Peace
Mary
Bethlehem
Christmas

Shine Your Light!

Epiphany

Epiphany is a word that describes a profound insight. It is a moment when something complex becomes clear, often leading to a deeper understanding or breakthrough. In the church it refers to the Christian feast celebrating the truth of Jesus to all of us.

Fill in the blanks of the story with the words in the box.

Words to Use					
Followed	frankincense	gifts	God's	gold	
happy	Jesus	Joseph	knelt	led	Mary
myrrh	show	stars	three	way	

Following the Star

_____ held baby _____. _____ stayed close.

Far away, _____ wise men watched the _____. One night, they saw a bright star.

“The star will _____ us the _____,” they said.

They _____ the star. The star _____ them to Jesus.

The wise men were _____. They _____ down and gave

_____ of _____, _____, and _____.

_____ light led them to baby Jesus.

Spot the Difference - Key:

1. Tail of the star
2. Lamb missing in second picture.
3. Three stars missing on the right.
4. Cloud on the right.
5. Bird in rafters.
6. Joseph's beard missing on right.
7. Gift from wiseman has no knob on top.
8. Hay bale on the right.

Crossword – Key:

Across

4. Peace
7. Mary
8. Christmas
11. Share
12. Gift
13. Frankincense
14. Gold

Down

1. Star
2. Jesus
3. Bethlehem
5. Magi
6. Myrrh
9. Shine
10. World

Cryptogram – Key:

Matthew 5:16

In the same way, let your light shine before others, so that they may see your good works and give glory to your Father in heaven.

Fill in the blank – Key:

Following the Star

Mary held baby Jesus. Joseph stayed close.

Far away, three wise men watched the stars. One night, they saw a bright star.

“The star will show us the way,” they said.

They followed the star. The star led them to Jesus.

The wise men were happy. They knelt down and gave gifts of gold, frankincense, and myrrh.

God's light led them to baby Jesus.