

Theme

The Resurrection of Jesus.

Object

Jesus' Face Handout - one per child

Scripture

John 20: 1-28

Stare at the four dots in the center of this [picture](#) until I say stop. (Count to 30 slowly.) Now, close your eyes and wait for an image to appear. What did you see? Did you see an image of Jesus? Some people see the image of Jesus and some don't. It's just like it is in real life. Some people don't see Jesus because they're looking for Him in the wrong places.

Have kids follow the motions to help tell what happened.

That is what happened in our Bible verses today. Early on Sunday morning, while it was still dark, Mary Magdalene went to the tomb where Jesus had been buried. (Walk in place.) She found that the stone was rolled away from the entrance. She ran (Run in place.) and found Simon Peter and another disciple, John. She told them, (Cup hands around mouth.) "They have taken the Lord's body out of the tomb, and I don't know where they have put Him!"

Peter and John started out for the tomb. (Run in place.) They were both running, but John outran Peter and reached the tomb first. He stooped and looked in and saw the linen wrappings lying there, but he didn't go in. (Bend down.) Then Simon Peter arrived and went inside. He noticed the cloth that had covered Jesus' head was folded up and lying apart from the other wrappings. Then John saw and believed (Put hands over heart.) -- for until then, they still hadn't understood the Scriptures that said Jesus must rise from the dead. Then they went home.

Mary stayed behind, weeping. (Pretend to cry.) As she knelt down and looked inside the tomb, she saw two angels dressed in white. (Kneel.) They asked her why she was crying. She told them she didn't know where they had taken Jesus. (Hold arms up like "I don't know.") Then, Mary turned and saw a man standing behind her. It was Jesus, but Mary did not recognize Him. She thought He was the gardener. Then Jesus called her by name and, when she heard His voice, she recognized Him. (Show a surprised face.) After she saw that it was Jesus, she went to the disciples and said to them, "I've just seen Jesus! He is alive!" (Jump up and down in excitement.)

Some people, like Mary, Peter, and John can't see Jesus because they are looking for Him in a grave or on a cross. He isn't there! He is risen and is seated at the right hand of His Father in heaven. If you want to see Jesus, look in His Word, He will reveal Himself to you, just as He did to Mary!


Dear God, we thank You that Jesus, our Savior, is not in a grave. He is alive! We serve a risen Savior! Hallelujah! In Jesus' name, amen.


Instructions

You'll Need:
Popsicle sticks
Markers
Bright paper
Scissors
Glue

Do This: To make the "JESUS Craft," have kids follow these steps: 1. To begin, use the markers to color about 12 popsicle sticks. 2. Second, glue two popsicle sticks together long ways, overlapping the ends a bit. Make two of these. 3. Next, cut three popsicle sticks in half (making six half pieces). 4. Glue the two long double-popsicle sticks parallel to one another, and separate the distance of a half popsicle stick. 5. Then glue the six half popsicle sticks between the two long sticks. They will look like ladder slats. Create five boxes total, one for each letter in "JESUS". 6. Glue on little pieces of popsicle sticks in each square to create the letters, J E S U S. 7. Make sure the word is firmly glued to the paper behind.

SAY: Who knew you could create the name of JESUS with some popsicle sticks and paper? Jesus is at the center of all we are learning today. Jesus had been crucified on the cross, but three days later at the tomb, Mary saw Him alive with her eyes. That's pretty amazing. Be sure to put your JESUS art somewhere in your house so that each time you look at it, you are reminded that Jesus is alive.



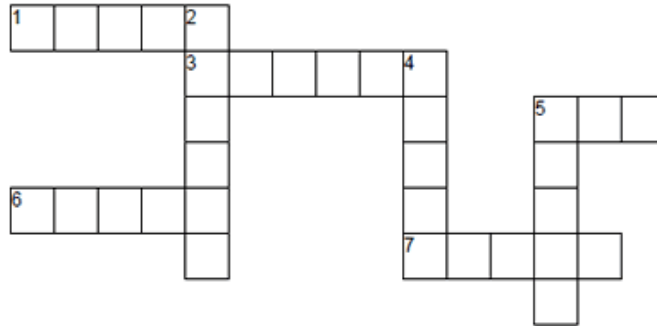


I've Just Seen Jesus

Jesus said to her, "Mary." She turned toward him and cried out in Aramaic, "Rabboni!" (which means "Teacher"). John 20:16 (NIV)



Complete the activity below. The words in the puzzle are found in John 20:1-18.



ACROSS

1. The color of snow; the opposite of black
3. Messengers from heaven
5. To produce tears; to weep
6. Not dead
7. To have nothing inside

DOWN

2. The day we celebrate Jesus' resurrection
4. What was used to cover the entrance to Jesus' tomb
5. A piece of fabric made by weaving cotton, wool, or other fibers

EASTER	CLOTH	CRY	EMPTY
ALIVE	WHITE	STONE	ANGELS