







Level Up: 4-Week Children's Ministry Curriculum

 **Big Idea:** With Jesus, we can “level up” into a brand-new life and grow stronger in Him.

 **Memory Verse:** 2 Corinthians 5:17 — “Therefore, if anyone is in Christ, the new creation has come: The old has gone, the new is here!”

 **Theme Hook:** Retro video-game world. Use language like “press start,” “power-ups,” “coins,” “boss battles”—as kids “level up” their faith each week.

Kids hear a lot about New Year “resolutions,” quick fixes, and cheat codes—but those messages fade fast. This series helps children discover what God’s Word really says. Nothing in this world compares to God’s power to make us new.

 **Gospel Connection:** Across four Sundays, kids see our need for a Savior, Jesus’ rescue, and how His Spirit helps us grow—so we trust Christ, not self-effort.

4-Week Lesson Overview

Week 1 — Press Start: New Year, New You

- Bible Story: New Creation in Christ (2 Corinthians 5:17)
- Key Discovery: In Jesus, I'm made new—I get a fresh start.
- Takeaway: I can always: Turn to Jesus and take my first step following Him.

Week 2 — Choose Your Player: God Knows You by Name

- Bible Story: God's call of Jeremiah (Jeremiah 1:5)
- Key Discovery: God knows me, made me on purpose, and has a plan.
- Takeaway: I can always: Trust God with who I am and use my gifts for Him.

Week 3 — The Ultimate Cheat Code: Prayer

- Bible Story: Pray about everything (Philippians 4:6–7)
- Key Discovery: I can talk to God about anything; He gives peace.
- Takeaway: I can always: Pray first and receive God's peace and power.

Week 4 — Final Boss: Jesus Resists Temptation

- Bible Story: Jesus in the wilderness (Matthew 4:1–11)
- Key Discovery: Jesus beat temptation with God's Word—and helps me do the same.
- Takeaway: I can always: Fight temptation by remembering Scripture and asking Jesus for help.





2 Corinthians 5:17 NIV

Therefore, if anyone is in Christ, the new creation has come: The old has gone, the new is here!



Week 1 – Press Start

Bible Story: New Creation in Christ (2 Corinthians 5:17)

Key Discovery: In Jesus, I'm made new—I get a fresh start.

Takeaway: I can always turn to Jesus and take my first step following Him.

Video Bible Stories: Use this link to access recommended Bible story videos and bonus content for this curriculum series. <https://linktr.ee/LevelUpLessons>

Parent Connect: Print extra copies of this overview page to share with the families in your ministry.



Week 1 – Supply List

Group Game: Press Start Relay

- Large poster board, cardboard, or paper (with the word **START**)
- Tape (to secure the sign)
- Open space for running

Object Lesson: Dirty Whiteboard → Clean Wipe

- Whiteboard or chalkboard
- Marker or chalk
- Eraser

Craft Activity: Press Start Button

- Red construction paper (1 sheet per child)
- Scissors
- Markers or crayons
- Glue sticks
- Optional: scrap cardboard circles (for sturdiness)

Word Search & Coloring Page

- Printed word search handouts (provided below, 1 per child)
- Printed coloring page (provided below, 1 per child)
- Crayons or colored pencils



Introduction Game (5 minutes)

Press Start Relay

Supplies Needed:

- Large poster board, cardboard, or paper with the word **START** written in bold letters.
- Tape to secure the “START” sign to the wall, door, or a chair.
- Open space for running (classroom, gym, or hallway).

TEACHER Script: Today, we’re starting a brand-new series called Level Up. Just like in a video game, when you press the start button, you begin a brand-new adventure. The Bible says that when we follow Jesus, we get a brand-new start, too! Now, let’s play a game to get us thinking about fresh starts.

How to Play:

1. Divide kids into two teams (or more, if the group is large).
2. Line each team on one side of the room.
3. Place the START sign on the opposite side.
4. When you say “GO!”, the first player in each line runs across, slaps the START sign, then runs back to tag the next teammate.
5. The first team to finish wins!

That was fun! Just like you pressed “START” in our game, the Bible says that when we believe in Jesus, we get to press start on a brand-new life. In Him, we’re made new and get a fresh start.



Object Lesson (5 minutes)

Dirty Whiteboard, Clean Wipe

Supplies Needed:

- Whiteboard or chalkboard
- Marker or chalk

TEACHER Script: Let's pretend this board is like our lives.

Begin writing messy scribbles, doodles, and random words all over the board.

Over time, mistakes and wrong choices can pile up, and our lives can get pretty messy. But here's the good news: The Bible says in 2 Corinthians 5:17 that if anyone is in Christ, the new creation has come—the old is gone, the new is here!

Begin erasing the board until it's completely clean.

See how the mess is totally gone? That's what Jesus does for us! He doesn't just cover up our mistakes—He gives us a clean, fresh start.

Debrief: When we turn to Jesus, He wipes away the old and makes us brand-new.

Bible Story (15 minutes)

New Creation in Christ (2 Corinthians 5:17)

TEACHER: Have you ever wanted to hit the “restart” button on a video game? Sometimes we mess up so badly we just want to start over. The Bible tells us that with Jesus, we can do that in real life—He makes us new!

The Apostle Paul wrote a letter to Christians in Corinth. He wanted them to know that following Jesus isn’t about fixing the old life—it’s about becoming completely new. When we belong to Christ, God gives us a fresh start.

READ: 2 Corinthians 5:17 (NIV) “Therefore, if anyone is in Christ, the new creation has come: The old has gone, the new is here!”

Paul says that anyone who belongs to Jesus is made new. That means your sins are forgiven and your old life is gone. Just like in a game, when you press “start,” you begin a brand-new adventure with Him.

READ: 2 Corinthians 5:18–19 (NIV) “All this is from God, who reconciled us to himself through Christ and gave us the ministry of reconciliation: that God was reconciling the world to himself in Christ, not counting people’s sins against them. And he has committed to us the message of reconciliation.”

God doesn’t hold our sins against us anymore because Jesus took care of them on the cross. Imagine carrying a heavy backpack filled with rocks. When you believe in Jesus, He takes that weight off your shoulders. You’re free to start fresh.

READ: 2 Corinthians 5:20 (NIV) “We are therefore Christ’s ambassadors, as though God were making his appeal through us. We implore you on Christ’s behalf: Be reconciled to God.”

When Jesus makes us new, we get to live differently. We represent Him! That means our words, choices, and actions can show others what Jesus is like.

Summary: Jesus makes us new. The old life is gone, the new life has begun!

Gospel Connection: This fresh start comes through Jesus alone. He died on the cross for our sins, rose again, and now offers us new life. We don’t have to try harder or use cheat codes—He gives us the real power to live a brand-new life with Him.







Discussion Questions & Prayer (5-10 minutes)

TEACHER: Great listening, everyone! Remember, today's big truth is: *In Jesus, I'm made new—I get a fresh start.* Let's talk about it together.

Discussion Questions:

1. What happens to our "old life" when we follow Jesus?
2. How is starting a new life in Jesus like pressing the "start" button in a game?
3. What's one way you can take your first step in following Jesus this week?

Prayer Time:

- Ask for prayer requests from the kids.
- Close with this short prayer (read aloud):

Dear Jesus, thank You for making us new. Thank You for giving us a fresh start when we believe in You. Help us to follow You this week and show others Your love. Amen.



Word Search Puzzle

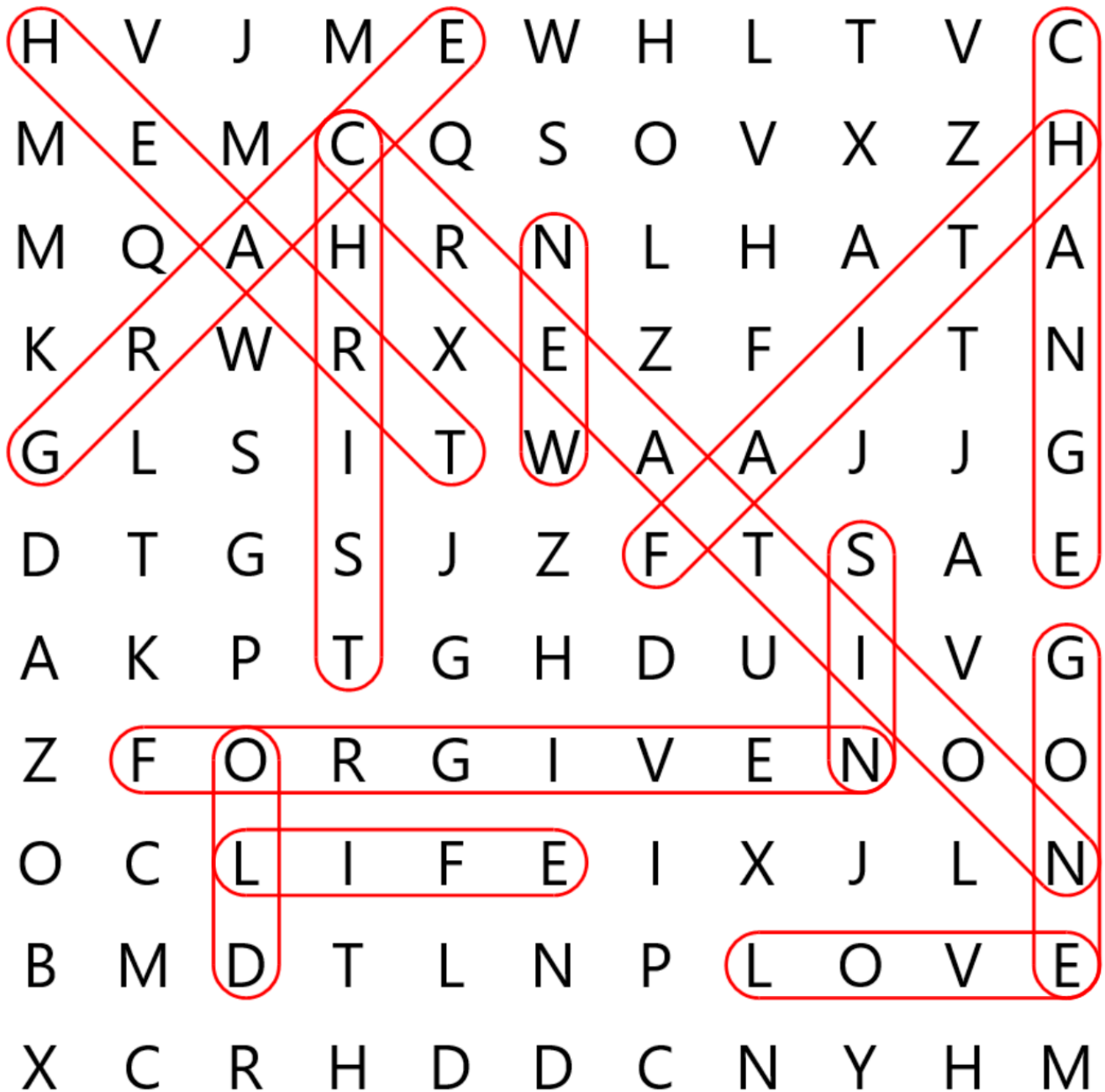
NEW – CREATION – CHRIST – FORGIVEN – HEART – CHANGE

FAITH – LOVE – LIFE – SIN – GRACE – OLD – GONE

H	V	J	M	E	W	H	L	T	V	C
M	E	M	C	Q	S	O	V	X	Z	H
M	Q	A	H	R	N	L	H	A	T	A
K	R	W	R	X	E	Z	F	I	T	N
G	L	S	I	T	W	A	A	J	J	G
D	T	G	S	J	Z	F	T	S	A	E
A	K	P	T	G	H	D	U	I	V	G
Z	F	O	R	G	I	V	E	N	O	O
O	C	L	I	F	E	I	X	J	L	N
B	M	D	T	L	N	P	L	O	V	E
X	C	R	H	D	D	C	N	Y	H	M



Word Search Answers



Craft Activity (5-10 minutes)

Press Start Button

Supplies Needed:

- Red construction paper (1 sheet per child)
- Scissors
- Markers or crayons
- Glue sticks
- Optional: scrap cardboard circles (to glue the paper onto for sturdiness)



TEACHER: Today we learned that when we believe in Jesus, we get to “press start” on a brand-new life. To help us remember, we’re going to make our very own Press Start Button!

How to Make It:

1. Give each child a sheet of red paper and help them cut out a big circle.
2. In the middle, have them write the word **START** in bold letters.
3. Decorate the circle with markers or crayons (kids can add power-up icons like stars, coins, or crosses).
4. (Optional) Glue the red circle onto a cardboard circle to make it stronger.
5. When finished, let kids press their buttons and shout together: “In Jesus, I’m made new!”

Debrief: Every time you see your “Press Start” button, remember that with Jesus, you can always get a fresh start.



Week 2 – Choose Your Player

Bible Story: God’s call of Jeremiah (Jeremiah 1:5)

Key Discovery: God knows me, made me on purpose, and has a plan.

Takeaway: I can always: Trust God with who I am and use my gifts for Him.

Video Bible Stories: Use this link to access recommended Bible story videos and bonus content for this curriculum series. <https://linktr.ee/LevelUpLessons>

Parent Connect: Print extra copies of this overview page to share with the families in your ministry.



Week 2 - Supply List

Group Game: Character Select Line-Up

- Index cards or half-sheets of paper
- Markers
- Tape (optional, to stick cards on shirts)

Object Lesson: The Choosing Jar

- Clear jar or container
- Small mixed objects (coins, buttons, paperclips, marbles, etc.)

Craft Activity: God Knows My Name Tag

- Large index cards or half-sheets of cardstock (1 per child)
- Markers or crayons
- Stickers or decorative items (optional)
- Hole punch and yarn (optional, to wear as a necklace)
- Tape or safety pins (optional, to attach to shirts)

Word Search & Coloring Page

- Printed word search handouts (provided below, 1 per child)
- Printed coloring page (provided below, 1 per child)
- Crayons or colored pencils

Introduction Game (5 minutes)

Character Select Line-Up

Supplies Needed:

- Index cards or half-sheets of paper
- Markers
- Tape (optional, for sticking cards on shirts)

TEACHER: In lots of video games, before you start playing, you get to choose your character—maybe a hero, a robot, or even a funny explorer. Each character looks different and has unique abilities. Did you know the Bible says that God made YOU on purpose, with special gifts and a unique plan? Let's play a game to help us think about that.

1. Write a fun character role on each card (examples: *Robot, Superhero, Explorer, Ninja, Artist, Chef*).
2. Hand one card to each child. They can hold it or tape it to their shirt.
3. Have all kids line up at the front like a "character select screen" in a video game.
4. Call out one or two characters at a time (e.g., "Superheroes, step forward!"). Those kids take a step out, pose like their character, then return to the line.
5. Continue until everyone has had a turn to "be chosen."

Debrief: In a game, you pick a character to play. But in real life, God has already chosen YOU. He knows your name, He made you on purpose, and He has a special plan for your life.

Object Lesson (5 minutes)

The Choosing Jar

Supplies Needed:

- Clear jar or container
- Small mixed objects (coins, buttons, paperclips, marbles, etc.)

TEACHER: Here's a jar full of lots of little objects. To us, they might all look the same when we glance at them. But watch, I'm going to pick one out. I chose this specific one.

The Bible says in Jeremiah 1:5 that before we were even born, God knew us. He made us on purpose and gave us a plan. Just like I didn't grab the whole jar, I chose one thing—I knew exactly what I was looking for.

God doesn't see you as just "one of many." He knows your name, your heart, and every detail about you.

Debrief: God knows YOU. He picked you on purpose, and He has a plan for your life.



Bible Story (15 minutes)

God's call of Jeremiah (Jeremiah 1:5)

TEACHER: Have you ever played a game where you get to customize your player? You pick the name, look, and special abilities. Did you know God made YOU in real life—on purpose, with a plan? Let's see what He told a young man named Jeremiah. Jeremiah lived about 600 years before Jesus. He was young when God called him to be a prophet—someone who speaks God's words to others. Jeremiah wasn't sure he was the right choice.

READ: Jeremiah 1:5 (NIV) "Before I formed you in the womb I knew you, before you were born I set you apart; I appointed you as a prophet to the nations."

That means God had a plan for Jeremiah's life long before he ever lived one day.

READ: Jeremiah 1:6–7 (NIV) "Alas, Sovereign Lord," I said, "I do not know how to speak; I am too young." But the Lord said to me, "Do not say, 'I am too young.' You must go to everyone I send you to and say whatever I command you."

Jeremiah was worried. But God told him, "Don't say that. I made you on purpose, and I will be with you." Just like Jeremiah, God can use us no matter our age.

READ: Jeremiah 1:8–9 (NIV) "Do not be afraid of them, for I am with you and will rescue you," declares the Lord. Then the Lord reached out his hand and touched my mouth and said to me, "I have put my words in your mouth."

God gave Jeremiah courage and the exact words to say. God doesn't just choose us—He equips us to do what He asks.



Summary: God knows YOU by name, too. He made you on purpose and has a plan for your life.

Gospel Connection: Jeremiah was chosen for a special mission, and God has chosen us too—to follow Jesus. Through Christ, we discover who we really are: loved, forgiven, and made new. Our identity isn't random—it's designed by God Himself.







Discussion Questions & Prayer (5-10 minutes)

TEACHER: Today we learned that just like Jeremiah, God knows you by name, made you on purpose, and has a plan for your life. Let's talk about it together.

Discussion Questions:

1. What did God say to Jeremiah before he was even born?
2. Why did Jeremiah think he couldn't do what God asked him to do?
3. How does it make you feel to know that God knows your name and has a special plan for you?

Prayer Time:

- Invite kids to share prayer requests.
- Close with this short prayer (read aloud)

God, thank You that You know our names. Thank You that You made each of us on purpose and that You have a special plan for our lives. Help us to trust You and use our gifts for You. Amen.



Word Search Puzzle

JEREMIAH – CALLED – GOD – YOUNG – PROPHET – SPEAK

WORDS – FEAR – COURAGE – PURPOSE – KNOW – SEND – TRUST

K	X	T	C	O	U	R	A	G	E	K
W	C	W	Q	V	A	V	G	S	L	D
L	A	X	I	E	K	N	O	W	N	J
X	L	V	F	S	O	P	D	E	Q	T
T	L	P	Z	T	R	U	S	T	T	W
H	E	X	S	U	Y	Q	Z	R	A	O
L	D	Y	P	R	O	P	H	E	T	R
K	Y	H	E	R	U	R	P	V	D	D
O	K	B	A	X	N	D	C	X	X	S
I	X	O	K	G	G	R	I	P	V	X
A	D	J	E	R	E	M	I	A	H	Z



Word Search Answers

K X T C O U R A G E K
W C W Q V A V G S L D
L A X I E K N O W N J
X L V F S O P D E Q T
T L P Z T R U S T T W
H E X S U Y Q Z R A O
L D Y P R O P H E T R
K Y H E R U R P V D D
O K B A X N D C X X S
I X O K G G R I P V X
A D J E R E M I A H Z



Craft Activity (5-10 minutes)

God Knows My Name Tag

Supplies Needed:

- Large index cards or half-sheets of cardstock (1 per child)
- Markers or crayons
- Stickers or decorative items (optional)
- Hole punch and yarn (optional, to wear as a necklace) OR Tape or safety pins (optional, to attach to shirts)



TEACHER: In today’s story, we learned that God told Jeremiah, “Before I formed you in the womb I knew you.” That means God knows your name and everything about you. To help us remember, we’re going to make a special Name Tag that says: “God knows me by name.”

How to Make It:

1. Give each child an index card or cardstock rectangle.
2. Have them write their name in big letters across the front.
3. Add the phrase: “God knows me by name” underneath.
4. Let them decorate their name tag with colors, patterns, or stickers.
5. If time allows, punch a hole in the top and tie yarn through it so kids can wear their tag, or tape/pin it to their shirt.

Debrief: Whenever you see your name tag, remember: God knows YOU. He made you on purpose and has a plan for your life.



Week 3 – The Ultimate Cheat Code

Bible Story: Pray about everything (Philippians 4:6–7)

Key Discovery: I can talk to God about anything; He gives peace.

Takeaway: I can always: Pray first and receive God’s peace and power.

Video Bible Stories: Use this link to access recommended Bible story videos and bonus content for this curriculum series. <https://linktr.ee/LevelUpLessons>

Parent Connect: Print extra copies of this overview page to share with the families in your ministry.



Week 3 - Supply List

Group Game: Secret Code Freeze

- Open space for movement
- List of silly "codes" (e.g., UP, UP, DOWN / LEFT, RIGHT, JUMP / SPIN, DUCK, CLAP)

Object Lesson: Phone with No Service vs. Prayer

- Cell phone (set to airplane mode or with Wi-Fi/data turned off to show "No Service")

Craft Activity: Prayer Chain

- Strips of construction paper (1" x 8")
- Markers or crayons
- Tape or glue sticks
- Stickers (optional)

Word Search & Coloring Page

- Printed word search handouts (provided below, 1 per child)
- Printed coloring page (provided below, 1 per child)
- Crayons or colored pencils

Introduction Game (5 minutes)

Secret Code Freeze

Supplies Needed:

- Open space for movement
- List of silly “codes” (example: “UP, UP, DOWN,” “LEFT, RIGHT, JUMP,” “SPIN, DUCK, CLAP”)

TEACHER: In video games, cheat codes are secret button combinations that unlock something special. But in real life, we don’t need a cheat code—God gives us prayer! Prayer is like our direct line to Him anytime, anywhere. Let’s play a game called Secret Code Freeze to help us think about this.

How to Play:

1. Have all kids spread out in the open space.
2. Explain that when you call out a “secret code,” they must quickly do the actions and then freeze in a silly pose.
 - Example: “UP, UP, DOWN” = kids jump up twice and then crouch down.
3. Make up fun combos using motions like: jump, spin, clap, stomp, wave, duck, etc.
4. Keep calling out different codes, faster and faster, until kids are laughing and having fun.
5. Anyone who forgets to freeze just keeps playing—no one is “out.”

Debrief: In games, codes unlock power. But in real life, prayer unlocks something even better—God’s peace! We can pray about *anything*, and God promises to give us His peace and strength.



Object Lesson (5 minutes)

Phone with No Service

Supplies Needed:

- Cell phone (turned on but in airplane mode or with Wi-Fi/data turned off so it shows “no service”)

TEACHER: Look at this phone. Normally, we use a phone to call or text someone. But right now, it says “No Service.” That means I can’t reach anyone. Have you ever had that happen? It’s frustrating when you can’t get through. But here’s the awesome part: prayer never loses service. We don’t need Wi-Fi, data, or even a battery.

READ Philippians 4:6–7 (NIV) “Do not be anxious about anything, but in every situation, by prayer and petition, with thanksgiving, present your requests to God. And the peace of God, which transcends all understanding, will guard your hearts and your minds in Christ Jesus.”

Prayer is like having a direct line to God at all times. He always hears us, and He always answers in His perfect way.

Debrief: Phones lose service, but prayer never does. God’s line is always open, and when we pray, He promises to give us peace.



Bible Story (15 minutes)

Pray about everything (Philippians 4:6–7)

TEACHER: Have you ever wished for a secret cheat code in life—like the kind in video games? Imagine if you could press a button and skip homework or fix a problem instantly! The Bible tells us something even better: we don't need cheat codes. We have prayer, and prayer connects us directly to God.

The Apostle Paul wrote a letter to Christians in Philippi. They were worried, and Paul wanted them to know they didn't need to be afraid. They could pray to God about everything.

READ: Philippians 4:6 (NIV) "Do not be anxious about anything, but in every situation, by prayer and petition, with thanksgiving, present your requests to God."

Paul tells us not to worry about anything. Instead, talk to God about everything. Big problems, small problems, even little worries—God wants to hear it all.

READ: Philippians 4:7 (NIV) "And the peace of God, which transcends all understanding, will guard your hearts and your minds in Christ Jesus."

When we pray, God gives us His peace. It's not just "feeling calm"—it's a deep peace that only comes from Him, even when things are hard.

READ: Matthew 7:7 (NIV) "Ask and it will be given to you; seek and you will find; knock and the door will be opened to you."



God invites us to pray because He loves to hear from us. Prayer is powerful—it's better than any secret code or shortcut.

Summary: We don't need cheat codes to get through life. We can pray to God anytime, about anything, and He promises His peace and help.

Gospel Connection: Prayer connects us to God because of Jesus. He opened the way for us to talk to God directly. When we pray in Jesus' name, we can be confident God hears us and will take care of us.







Discussion Questions & Prayer (5-10 minutes)

TEACHER: Today we learned that prayer is not a trick or cheat code—it's real power from God. Through prayer, we can talk to Him anytime, about anything, and He promises to give us peace. Let's talk about what that means.

Discussion Questions:

1. According to Philippians 4:6, what should we do instead of worrying?
2. What does God promise to give us when we pray?
3. What's one thing you could pray about this week?

Prayer Time:

- Invite kids to share prayer requests (encourage both big and small things).
- Close with this short prayer (read aloud):

God, thank You that we can talk to You about anything. Thank You that You promise to give us peace when we pray. Help us remember to pray first and trust You in every situation. Amen.



Word Search Puzzle

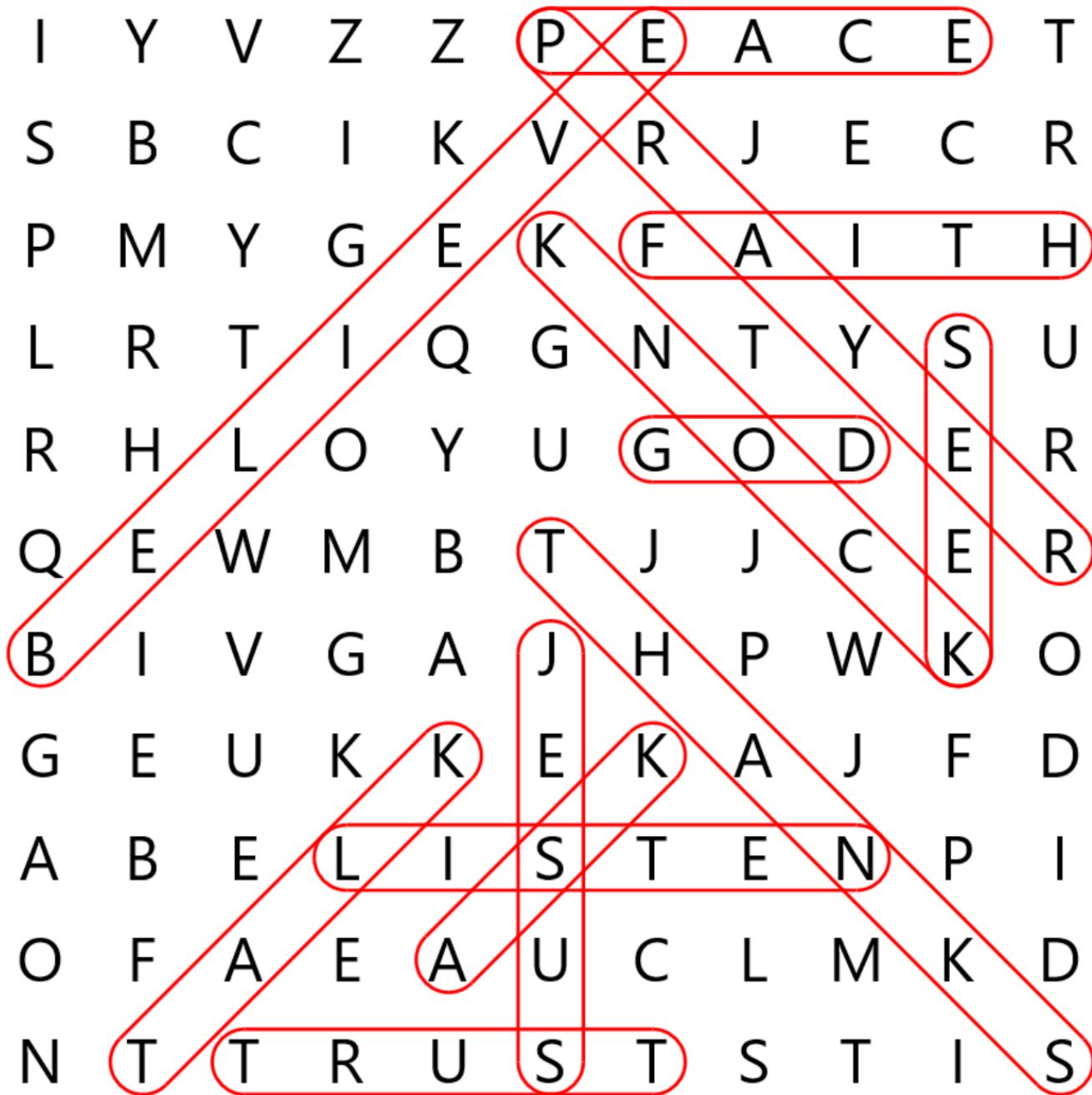
PRAYER – PEACE – FAITH – TRUST – ASK – SEEK – KNOCK

JESUS – GOD – THANKS – LISTEN – TALK – BELIEVE

I	Y	V	Z	Z	P	E	A	C	E	T
S	B	C	I	K	V	R	J	E	C	R
P	M	Y	G	E	K	F	A	I	T	H
L	R	T	I	Q	G	N	T	Y	S	U
R	H	L	O	Y	U	G	O	D	E	R
Q	E	W	M	B	T	J	J	C	E	R
B	I	V	G	A	J	H	P	W	K	O
G	E	U	K	K	E	K	A	J	F	D
A	B	E	L	I	S	T	E	N	P	I
O	F	A	E	A	U	C	L	M	K	D
N	T	T	R	U	S	T	S	T	I	S



Word Search Answers



Craft Activity (5-10 minutes)

Prayer Chain

Supplies Needed:

- Strips of construction paper (pre-cut, about 1" x 8")
- Markers or crayons
- Tape or glue sticks
- Optional: stickers for decoration



TEACHER: Today we learned that prayer is more powerful than any cheat code. We can pray about *anything*—big or small—and God promises to give us peace. To help us remember, we're going to make a **Prayer Chain**. Each link will remind us of something we can talk to God about.

How to Make It:

1. Give each child 6–8 paper strips.
2. On each strip, have them write or draw one thing they can pray about (examples: family, friends, school, fears, the world, thankfulness).
3. Decorate the strips with colors or stickers.
4. Loop the first strip into a circle and tape or glue it closed.
5. Add each strip through the previous one to build a chain.
6. Encourage kids to hang their chain at home to remind them to pray.

Debrief: Each link in your chain is something you can bring to God in prayer. Remember: prayer connects you to Him anytime, anywhere, and He promises to give you peace.



Week 4 – Final Boss

Bible Story: Jesus in the wilderness (Matthew 4:1-11)

Key Discovery: Jesus beat temptation with God’s Word—and helps me do the same.

Takeaway: I can always: Fight temptation by remembering Scripture and asking Jesus for help.

Video Bible Stories: Use this link to access recommended Bible story videos and bonus content for this curriculum series. <https://linktr.ee/LevelUpLessons>

Parent Connect: Print extra copies of this overview page to share with the families in your ministry.



Week 4 – Supply List

Group Game: Boss Battle Dodge

- Soft foam balls, beanbags, or crumpled paper balls (safe for indoor play)
- Tape or cones (to mark start and finish lines)

Object Lesson: Bubble Wrap Temptation

- Sheet of bubble wrap

Craft Activity: Victory Crown

- Strips of construction paper (2–3 per child)
- Tape or stapler
- Markers or crayons
- Stickers, star cutouts, or gems (optional)
- Scissors

Word Search & Coloring Page

- Printed word search handouts (provided below, 1 per child)
- Printed coloring page (provided below, 1 per child)
- Crayons or colored pencils



Introduction Game (5 minutes)

Boss Battle Dodge

Supplies Needed:

- Soft foam balls, beanbags, or crumpled paper balls (safe for indoor play)
- Tape or cones to mark start and finish lines

TEACHER: In video games, the hardest level usually has a **Final Boss**—a big challenge you have to defeat. Today’s Bible story is about Jesus facing His final boss moment—Satan tempted Him in the wilderness. But Jesus didn’t give in. He stood strong by using God’s Word. Let’s play a game to see what it feels like to face a challenge and keep going.

How to Play:

1. Divide the group into two lines facing each other, leaving a walkway in between.
2. Give each line a few soft balls or crumpled paper balls. These are the “boss attacks.”
3. Choose one player to be the “runner.” They must run down the walkway from start to finish while others toss the soft balls, trying to tag them.
4. If tagged, the runner still continues to the finish line—no one is “out.”
5. Rotate until everyone gets a turn as the runner.

Debrief: That was tough, right? In our game, you had to dodge the “boss attacks.” In real life, temptation can feel like that—things that try to pull us away from God. But Jesus showed us how to win: He used God’s Word every time. And He helps us do the same today.

Object Lesson (5 minutes)

Bubble Wrap Temptation

Supplies Needed:

- Sheet of bubble wrap (large enough for kids to see)

TEACHER: Who likes popping bubble wrap? It's fun, right? Okay, here's the challenge: while I'm talking, no one is allowed to pop it.

Pause and let the temptation build.

It's hard, isn't it? That's what temptation feels like. Temptation is when we feel pulled to do something we know is wrong. In today's Bible story, Satan tempted Jesus in the wilderness three different times. But each time, Jesus didn't give in. He used God's Word as His weapon.

Just like you wanted to pop this bubble wrap, we all feel tempted sometimes—to lie, to disobey, or to be selfish. But Jesus gives us the strength to say “NO” and follow God instead.

Debrief: Temptation is strong, but Jesus is stronger. Just like He beat the “final boss” with God's Word, He can help us win against temptation too.



Bible Story (15 minutes)

Jesus in the wilderness (Matthew 4:1–11)

TEACHER: Have you ever faced the final boss in a video game? It's usually the toughest challenge. In today's story, Jesus faced a "final boss"—Satan tempted Him in the wilderness. Jesus showed us how to win—with God's Word.

After Jesus was baptized, the Holy Spirit led Him into the wilderness. That's when Satan came and tried to tempt Him. Jesus fought back—not with fists, but with Scripture.

READ: Matthew 4:1–4 (NIV) "Then Jesus was led by the Spirit into the wilderness to be tempted by the devil. After fasting forty days and forty nights, he was hungry. The tempter came to him and said, 'If you are the Son of God, tell these stones to become bread.' Jesus answered, 'It is written: "Man shall not live on bread alone, but on every word that comes from the mouth of God.'""

Satan tempted Jesus when He was hungry. He reminded Satan that God's Word is more important than food.

READ: Matthew 4:5–7 (NIV) "Then the devil took him to the holy city and had him stand on the highest point of the temple. 'If you are the Son of God,' he said, 'throw yourself down. For it is written: "He will command his angels concerning you, and they will lift you up in their hands, so that you will not strike your foot against a stone.'" Jesus answered him, 'It is also written: "Do not put the Lord your God to the test.'""



Satan twisted God’s Word, but Jesus knew the truth. He showed us that we shouldn’t test God.

READ: Matthew 4:8–11 (NIV) “Again, the devil took him to a very high mountain and showed him all the kingdoms of the world and their splendor. ‘All this I will give you,’ he said, ‘if you will bow down and worship me.’ Jesus said to him, ‘Away from me, Satan! For it is written: “Worship the Lord your God, and serve him only.”’ Then the devil left him, and angels came and attended him.”

Satan tried to bribe Jesus with power. But Jesus resisted again. Finally, the devil gave up and left.

Summary: Three times Satan tempted Jesus. Three times, Jesus answered with Scripture. He showed us that God’s Word is our greatest weapon.

Gospel Connection: Jesus won the battle against temptation, and later He won the greatest victory of all—when He died on the cross and rose again for us. Because of Jesus, we don’t have to fight alone. He gives us the strength to resist temptation and follow God.







Discussion Questions & Prayer (5-10 minutes)

TEACHER: Today we learned that Jesus faced His “final boss” in the wilderness.

Satan tempted Him three times, but every time, Jesus fought back with God’s Word.

And the good news is—He can help us do the same.

Discussion Questions:

1. What did Jesus use to fight against temptation in the wilderness?
2. Why do you think Satan gave up after three tries?
3. What’s one way you can use God’s Word when you feel tempted?

Prayer Time:

- Invite kids to share prayer requests, especially areas where they might struggle with temptation (school, siblings, honesty, etc.).
- Close with this short prayer (read aloud):

“Jesus, thank You for showing us how to resist temptation. Thank You for using God’s Word to win against Satan. Please help us remember Scripture and trust You when we face challenges. Amen.”



Word Search Puzzle

ANGELS – BIBLE – DEVIL – FAST – GOD – JESUS – LORD

POWER – SCRIPTURE – TEMPLE – TEST – TRUST – WORSHIP

E	L	W	O	D	R	T	E	S	T	E
J	K	E	K	A	S	J	E	S	U	S
G	P	V	M	A	Z	Y	U	Z	L	C
D	H	O	F	U	N	R	V	E	O	R
A	H	F	X	D	T	Z	G	W	R	I
S	Y	O	E	W	K	N	L	O	D	P
I	H	E	V	H	A	S	D	R	D	T
Z	M	R	B	I	B	L	E	S	K	U
P	A	M	Z	C	N	W	V	H	F	R
P	R	J	T	C	O	K	I	I	Z	E
M	T	E	M	P	L	E	L	P	H	F



Word Search Answers

E L W O D R T E S T E
J K E K A S J E S U S
G P V M A Z Y U Z L C
D H O F U N R V E O R
A H F X D T Z G W R I
S Y O E W K N L O D P
I H E V H A S D R D T
Z M R B I B L E S K U
P A M Z C N W V H F R
P R J T C O K I I Z E
M T E M P L E L P H F



Craft Activity (5-10 minutes)

Victory Crown

Supplies Needed:

- Strips of construction paper (2–3 per child, long enough to form a crown)
- Tape or stapler (to connect strips)
- Markers or crayons
- Stickers, star cutouts, or gems (optional)
- Scissors



TEACHER: Today we learned that Jesus faced His “final boss” in the wilderness and won! He used God’s Word to resist Satan’s temptation. To celebrate His victory—and the victory He gives us—we’re going to make Victory Crowns.

How to Make It:

1. Give each child 2–3 strips of paper. Help them tape or staple the strips into a circle that fits their head.
2. Let kids cut points along the top to make it crown-shaped.
3. Across the front, have them write “Jesus Wins!”
4. Decorate the crown with colors, stars, or stickers.
5. When finished, have everyone wear their crown and say together: “Jesus is the winner, and He helps me win too!”

Debrief: These crowns remind us that Jesus already won the greatest battle against sin and Satan. When we follow Him, we share in His victory.