

Lesson: The Transfiguration of Jesus

Bible Verse: Matthew 17:2

There He was,,,, Transfigured before them. His face shone like the sun and His clothes became as white as the light.

Kid's Object; Mountain pictures



I wonder why people like mountains so much.....-vacation.....- get away from the busy-ness.....-see the beauty of God's world.....Where we can just relax and **refresh**. Jesus also liked to go the mountains too for all those reasons.

One day he took Peter James and John with him. Up up up they went. When they got to the top they noticed that **Jesus had changed!! He was transformed!!** He seemed to **GLOW** .

White and bright...Peter James & John were scared and covered their eyes.

When they looked up again they saw... was that Moses? Was that Elijah? But it couldn't be, They had both died 1,000 years ago. But it was. They had come down from heaven to talk to Jesus about God's Promise to the World!

Suddenly God's voice came out of the sky. "This is my beloved son. Listen to him."

Then just as suddenly all was normal again. Jesus was the same and Moses & Elijah were gone.

The disciples wanted to stay there, where God's presence was so strong. But Jesus knew that this was only a time of renewal to help them through the troubled times to come. So, they went slowly back down the mountain. Thinking and thinking about what they had just seen. Peter thought this was such a wonderful experience on the mountain that he didn't want to leave. But this was not a stopping place -- it was a starting place. It was a starting place for God's greatest gift -- the gift of eternal life in heaven.

Sometimes we have moments where we feel God very close to us. Here at church, or on a walk through the woods, or when mommy kisses us good night -- we feel God's love too. These times are to remind us that He is always with us even when we are not thinking about Him.

Dear Father, we thank you for all of the happy days that you send our way, but most of all, we thank you for the happiest day -- the day we met Jesus and invited him into our heart. In Jesus' name we pray. Amen.



Colour with wax crayons. Use yellow for the shining background. When finished, turn it over and using a brush, cover it sparingly, with kitchen oil. Soak up extra oil with a paper towel. Hang in your window.




3D picture on page 4 Cut out the figures of Jesus, Moses and Abraham, separately. Also cut out the three disciples all together. Colour them. Using white paper, cut out two clouds to cover the two old profits, Moses and Elijah, standing beside Jesus. (Use cotton batten if you want). Tape the clouds on so that they can separate to show they came down from heaven to be with Jesus.


Attach the three disciples together and attach to a on a longer strip of paper and glue the ends of the paper so that the disciples are curved outwards on the bottom of the page.




Using brown cardboard, cut several different sizes of triangles. Cotton balls stretched out to make clouds that may also cover the tops of the mountains. Spread glue on the mountains and sprinkle sand or seeds or old spices etc. add a few trees . Have fun. Add a picture of Jesus on the mountain. (see below)



You will need; play dough or plasticine. Blue cardboard background. Roll the dough into long thin threads and shape the mountain. Do this several times to make several different sized mountains. Arrange on the blue cardboard and add cotton clouds and perhaps a blue river and tiny flowers.





Transfiguration Activity FOLLOW ME:

The teacher can have pictures and words around a large area for the children to follow the teacher to each area and talk about what they see or read on the wall - such as;

Before Jesus was called to the mountain top by His father, He had accomplished many miracles, including the following;

JESUS TURNED WATER INTO WINE (a small container of grape juice could be at this 'stop' for the children to sip on);

JESUS HEALED THE BLIND, THE CRIPPLED AND SICK PEOPLE WERE HEALED (teacher could have band aids at this 'stop' for the children to put on themselves);

PEOPLE WERE RAISED FROM THE DEAD (teacher could have a cave picture with a door that would open and shut for the children to move up and down and see words behind the door that said that Jesus raised people from the dead;


JESUS WALKED ON THE WATER (water for the children to put their fingers in);

5000 PEOPLE WERE FED WITH FIVE LOAVES AND TWO FISH (bread and gold fish crackers could be at this 'stop' for the children to snack on while talking about Jesus;

TRIP TO THE MOUNTAIN with Jesus and His disciples (a MT picture that the children could each color a little bit with chalk);

DAZZLING WHITE CLOTHES THAT JESUS WAS IN WHEN HE PRAYED (white sparkling cloth that children could touch); and

CLOUD THAT APPEARED (teacher can have the words written in the cloud that is partially covered with cotton.. and write THIS IS MY SON, LISTEN TO HIM); and then the teacher can have the class FOLLOW back to the classroom and see how many of the TRAVEL STOPS that the children can remember???



Listen to Jesus





Father, we adore You.
Lay our lives before You.
How we love You.



Jesus, we adore You.
Lay our lives before You.
How we love You.



Spirit, we adore You.
Lay our lives before You.
How we love You.

