


Children's Activities for Jan. 25 2026 Many Parts, One Body	
<p>Theme; Each church member is an important part of the body of Christ.</p> <p>Kid's Talk Object; Sing... Head and shoulders, knees and toes.</p> <p>Scripture; 1 Corinthians 12:12-22 God has given each of us a different gift from the Spirit. We to use this gift to help others come to God. In this way, each person we help will be guided to the Holy Spirit.</p>	 An illustration of four children in yellow polka-dot dresses. The top-left child is standing with arms raised, labeled 'Head,'. The top-right child is standing with arms raised, labeled 'shoulders,'. The bottom-left child is standing with knees bent, labeled 'knees'. The bottom-right child is sitting on the ground with legs pulled up, labeled 'and toes...'. The text 'Head, shoulders, knees and toes...' is written across the illustration.

We need ALL the parts, or members, of our body to do all the wonderful things we do each day. Run, talk, eat, jump, draw, smell, hear, walk, sing, pray, read,

We need all the parts of our body just the way God gave them to us. We also need to be a part of a bigger body called the body of Christ. St. Paul explains it this way.

12 For just as the body is one and has many members, so it is with Christ Jesus. 13 For in His one Spirit we were all baptized into one body—21 The eye cannot say to the hand, “I have no need of you,” nor again the head say to the feet, “I have no need of you.” 22 On the contrary, the members of the body that seem to be weaker are the most important.

It is the same for all the Christians all around the world; **we all have to work together** so we can all work for Jesus. It takes all of us, even the youngest has a part in making us the best we can be. We all need to help each other.

Every person is an important part of the church, just like every body part is important to the whole body. Together, we make up what is called the “Body of Christ.”

We each have **special gifts** that are important to God and His church. Some of us have been given the gift to be a priest or teacher, while others have been given the gift of healing, helping others, or telling others about Jesus. Maybe you have the gift of being creative, or a great listener, or singing, or you telling stories of Jesus or something totally different.

- **What is one special gift God has given you? What are you really good at? That will be one of the many gifts God has given you to help spread His love.**

Just as God gave us hands, feet, eyes, and ears to meet the needs of the whole body, He has given the church different people with different gifts to meet the needs of the world wide church.

Let's Talk to God; Thank You for giving each of us special gifts. Help us to remember that each of us is an important part of the Body of Christ. Help me to use the gifts you have given me to help others every day. In Jesus' name, amen.

GROUP ACTIVITIES

CARING AIRPLANES: Give each child a sheet of paper to make a paper airplane and decorate it with words of ways to show we care. After all the planes have been made and decorated, let the children fly their plane to another child in the class to represent spreading their CARING from person to person.

CARING HAND PRINTS: Give each child a piece of construction paper to trace and cut out 2 hand prints and a strip of paper about 1x11 inches which they will fold accordion style. Write CARING on one hand and HANDS on the other hand and use the accordion strip to connect the two hands. Tell the children to take the hands home to remind them to use their gifts to CARE for someone during the week.

CARING FLOWERS: Provide sheets of construction paper in a variety of colors to the children. The children will trace and cut out a flower vase and several flowers of different colors. The vase cutout will be glued onto another piece of construction paper and the children will draw several stems coming up from the flower vase. The cut out flowers will then be glued to each of the stems and words of CARING will be written on those flowers. Hang these CARING FLOWERS around their classroom to show others how much they are CARED for.

LET'S SING A SONG:

This little light of mine, I'm gonna let it shine

This little light of mine, I'm gonna let it shine.

This little light of mine, I'm gonna let it shine.

Let it shine, let it shine, all the time.

Vs 2; All around the neighbourhood, I'm gonna let it shine.

Vs. 3; All around Stittsville, I'm gonna let it shine.

Vs. 4 All around the whole wide world, I'm gonna let it shine.




LET'S TALK TO GOD; I know I am just little, God, but I know you want me to use the gifts you give me to help others. Help me to know the gifts you have given me and how to help everyone I meet to feel happier. Amen

God Made Me **Special**

My name is: _____

This is what I look like:



I like to:

I am really good at:

I can serve God by:

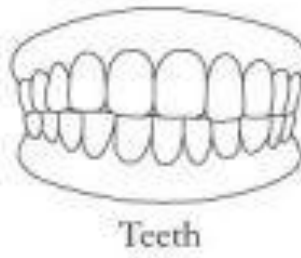
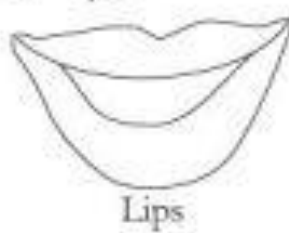
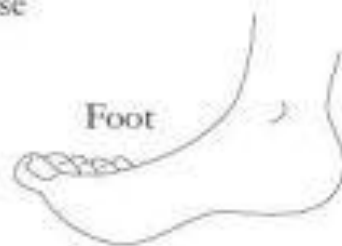
What is your gift to share with others?

Be kind!

Help someone with a job around the house without being asked.	Make a card for someone thanking them for all they do.	Give someone a hug when they really need it.	Write a letter to the Josh Stevens Foundation listing 5 kind things you've done.
Organize an afternoon of games for your friends or family.	Do a good deed for a neighbor.	Write a letter to your teacher.	Read a book to a younger child.
Make a thank you card for a community helper.	Hold the door open for people entering or exiting a shop or restaurant.	Go somewhere with your family and smile at everyone you see.	Clean out your bedroom and donate toys and clothes to a charity.
Make "Be Happy" notes and pass them out.	Let someone go ahead of you in line.	Make a bookmark for a friend.	Learn a joke and tell it to a clerk at a store or a server at a restaurant.

Challenge: This week let's see how many squares you can complete.

Word Search Puzzle **Body Parts**



Natural Gifts

1. Singing
2. Writing
3. Public Speaking
4. Athletic

Spiritual Gifts

1. Teaching
2. Faith
3. Encouragement
4. Evangelism

These are only a few of the many gifts God gives to each of us. Everything that you enjoy and do well with...are gifts from God and should always be used.

By Telling people about the Gifts of God and encouraging them to use their gifts, which might be... running, writing stories, drawing, making people smile, cooking, you are using your teaching gift!!!!



You will need: small to medium sized stones, acrylic paint, fine point permanent markers. When you have made a few stone messages, place them where people walk and will see them, such as the mailbox. On one side write: A Gift for You! On the other side write one of the gifts listed above.



