



Northwest Washington Synod
Evangelical Lutheran Church in America
God's Work. Our hands.

October 2025 Treasurer's Report

Remember this: Whoever sows sparingly will also reap sparingly, and whoever sows generously will also reap generously. Each of you should give what you have decided in your heart to give, not reluctantly or under compulsion, for God loves a cheerful giver. And God is able to bless you abundantly, so that in all things at all times, having all that you need, you will abound in every good work.

- 2 Corinthians 9, 6:8



Northwest Washington Synod
Evangelical Lutheran Church in America
God's Work. Our hands.

October Treasurer's Report

CONTENTS

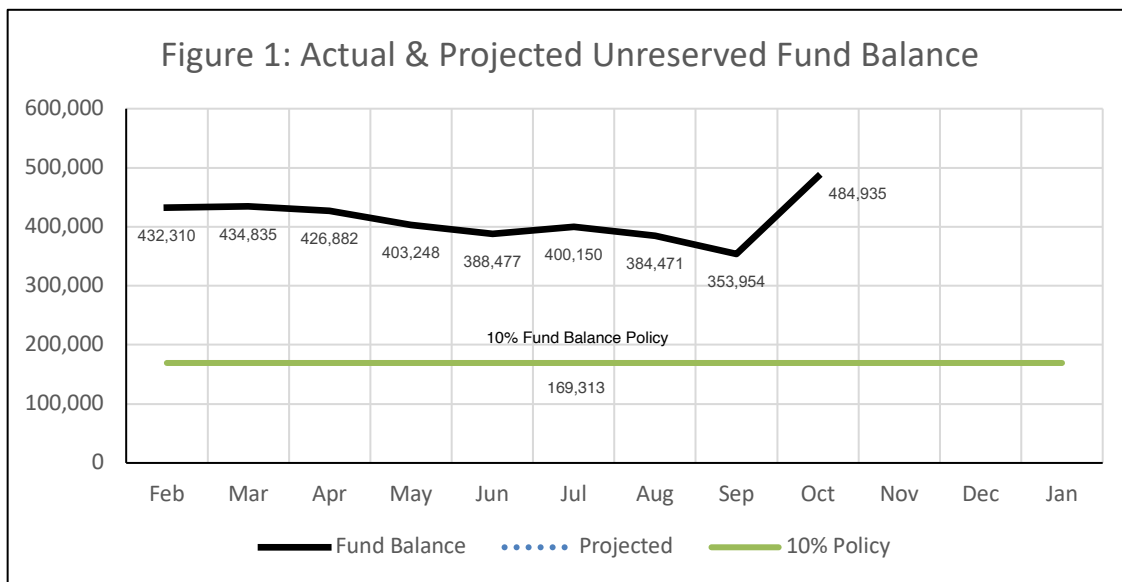
Treasurer's Report	2
Overview.....	2
Figure 1: General Fund Unrestricted Balance	2
Mission Support Revenue	2
Figure 2: Mission Support Year to Date by Year	3
Figure 3: Mission Support by Month 2024 vs 2025	3
Closing Comments	3
October Financial Reports	5
Consolidated Balance Sheet	6
Restricted Accounts Summary	7
Restricted Account Detail	9
Revenue & Expense Summary	11
Revenue & Expense Detail.....	12
Mission Support Receipts vs Intent	15
World Hunger Gifts	17
Designated Gifts	19
Mission Support Comparison: 2022-2025	21

TREASURER'S REPORT

Overview

As shown in Figure 1 below, the unreserved ending General Fund balance for the month ending October 31 is \$484,935 (page 6). This represents an increase of \$80,981 from September, and a 12.1% increase, or \$52,625, since the beginning of the fiscal year. We are now 75% of the way through the current year.

It is important to note that October's increase in General Fund balance was the result of a one-time accounting adjustment: The transfer of \$166,386 from Salary Supplement into the General Fund. It was not caused by an increase in operating revenue.



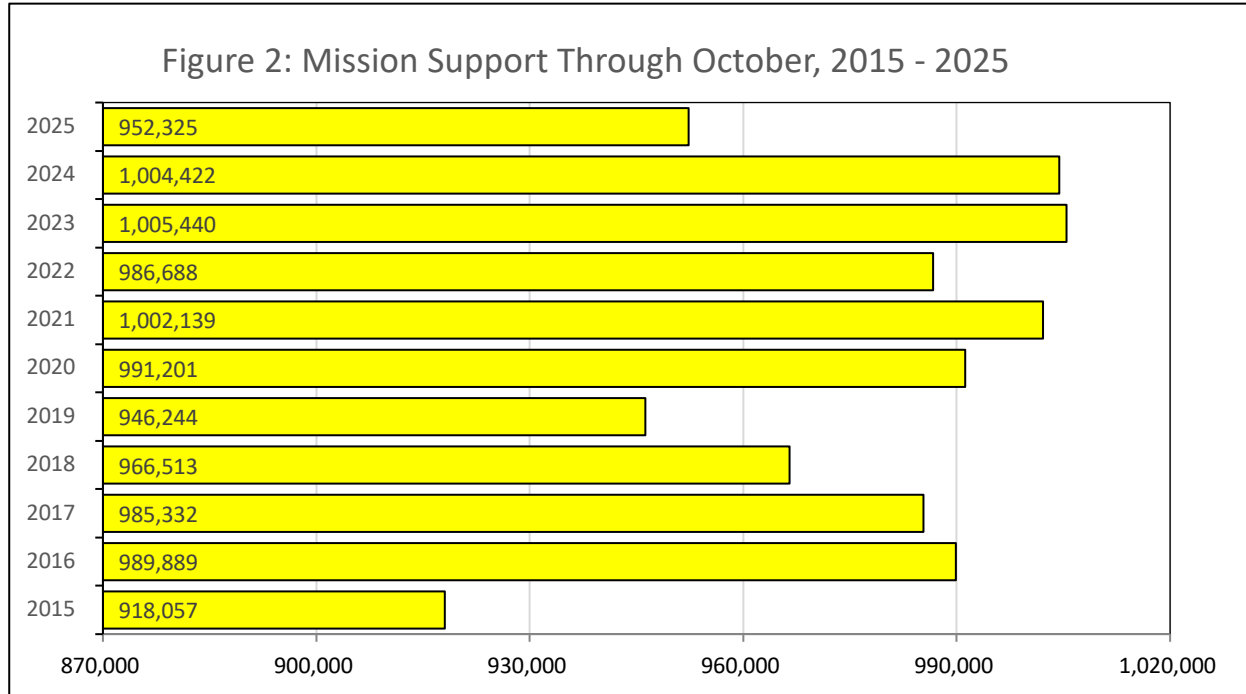
For the month of October expenditures outpaces revenues by \$39,176. Three quarters of the way through the year total General Fund expenditures amounted to \$1,194,369 versus total revenue of \$1,153,223 (page 11).

Looking at revenues, Mission Support Revenue and Interest Income continue to be areas of concern. Mission Support is 69.9% of budget, while Interest Income is 45.1% of budget estimates. With the exception of Support of Churchwide, expenditures are in line with budget estimates. Churchwide expenditures are off because they are driven by Mission Support revenue, which, as mentioned above, is under performing. (page 11).

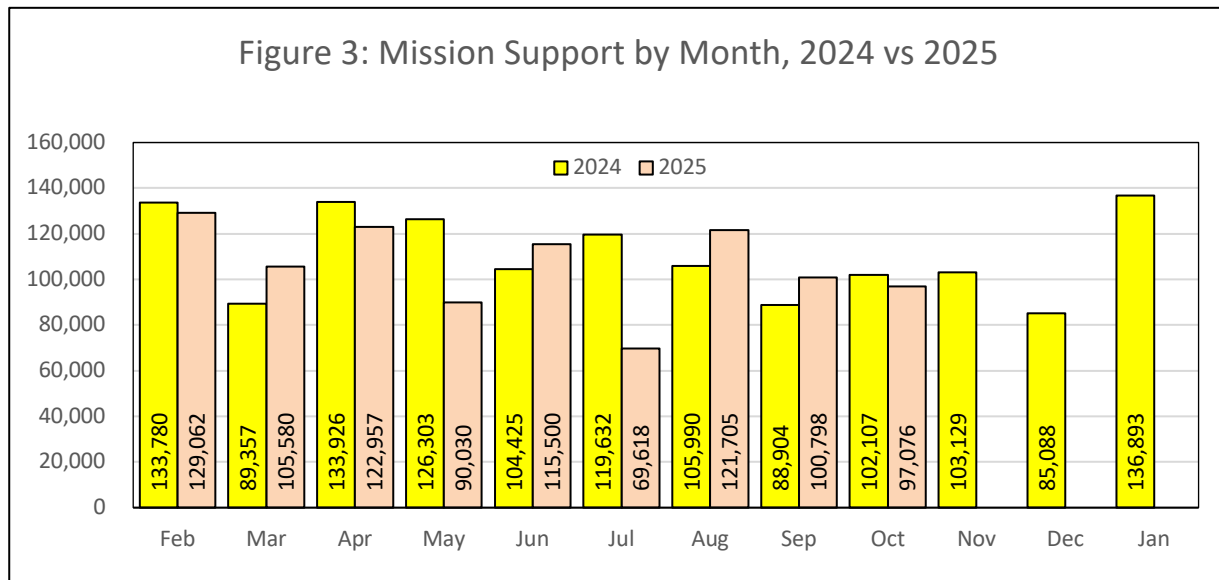
Mission Support Revenue

Mission Support revenue continues to underperform budget estimates by approximately 5%, or some \$68,200 three quarters of the way through fiscal 2025. Year to date receipts stood at \$952,325 which was \$52,097 below the same period last year. As has been mentioned in previous reports, it appears highly likely this trend will continue for the remainder of the year.

Figure 2 below graphically shows how year to date Mission Support revenue is lagging previous years. Not since 2019 have revenues been this low.



Another way of viewing Mission Support Revenue is to compare it month by month with last year's receipts. This analysis is presented below.



Closing Comments

Now that October has concluded, please take a moment to review your congregation's annual mission support intent commitment and, if you have not offered a mission

support intent for 2025, please consider taking that step by completing the [Congregational Mission Support Intent Form](#).

Please extend a thank you to your congregation for their generous gifts and continued support to our mission effort for our 2025 fiscal year. Through your gifts, we can extend our mission efforts throughout the Northwest Washington Synod and the greater ELCA community.

The format of the monthly Treasurer's Report has changed substantially. The intent is to provide users with a fuller picture of financial activity, rationale behind various decisions, and a road map of what lays ahead. Feedback is most welcome: please feel free to provide input regarding what information is useful, what would make your job easier, and what information you feel does not add value. Please send any feedback, comments, questions, or concerns, via voice, text, or email to any of the contact methods below.

Blessings,

A handwritten signature in black ink that reads "Dan Clements". The signature is fluid and cursive, with the first name "Dan" being more prominent than the last name "Clements".

Dan Clements
NWWA Synod Treasurer
425.418.8755 | treasurer@lutheransnw.org

**NORTHWEST WASHINGTON SYNOD
OF THE EVANGELICAL LUTHERAN CHURCH IN AMERICA**

FINANCIAL REPORTS

OCTOBER 31, 2025

Prepared by the Region 1 Financial Services Office, 4306 132nd ST SE, Mill Creek, WA 98012
(425) 225-6377

Northwest Washington Synod
Consolidated Balance Sheet
October 31, 2025

	General	Restricted	Endowment	Combined
ASSETS				
CURRENT ASSETS				
Cash	474,935.40	822,668.36	238,339.67	1,535,943.43
Short Term Investments	0.00	0.00	0.00	0.00
Accounts Receivable	0.00	0.00	0.00	0.00
Other Current Assets	0.00	0.00	0.00	0.00
TOTAL CURRENT ASSETS	474,935.40	822,668.36	238,339.67	1,535,943.43
NON CURRENT ASSETS				
Long-Term Investments	10,000.00	2,200,060.32	1,044,999.45	3,255,059.77
Property, Plant & Equipment	29,338.59	3,524,029.21	0.00	3,553,367.80
Less Accumulated Depreciation	(29,338.58)	(749,587.82)	0.00	(778,926.40)
Notes Receivable	0.00	0.00	0.00	0.00
TOTAL NONCURRENT ASSETS	10,000.01	4,974,501.71	1,044,999.45	6,029,501.17
TOTAL ASSETS	484,935.41	5,797,170.07	1,283,339.12	7,565,444.60
LIABILITIES				
CURRENT LIABILITIES				
Accounts Payable	0.00	0.00	0.00	0.00
Loan Payable	0.00	0.00	0.00	0.00
Payroll Withholdings	195.30	26.57	0.00	221.87
Deferred Revenue	0.00	0.00	0.00	0.00
TOTAL CURRENT LIABILITIES	195.30	26.57	0.00	221.87
LONG-TERM LIABILITIES				
Long-Term Debt	0.00	0.00	0.00	0.00
TOTAL LIABILITIES	195.30	26.57	0.00	221.87
FUND BALANCE				
Restricted Funds	0.00	5,776,995.27	1,283,339.12	7,060,334.39
Reserved Funds	0.00	0.00	0.00	0.00
Beginning Fund Balance	359,499.57	0.00	0.00	359,499.57
YTD Fund Balance	125,240.54	20,148.23	(0.00)	145,388.77
TOTAL FUND BALANCE	484,740.11	5,797,143.50	1,283,339.12	7,565,222.73
TOTAL LIABILITIES & FUND BAL	484,935.41	5,797,170.07	1,283,339.12	7,565,444.60

Monthly Treasurer & Financial Report | October 2025

Date : 11/12/2025
Time : 5:36:37 PM

Region 1 of the ELCA Summary of Restricted Accounts - MTD Northwest Washington Synod October 2025

Page : 5

Note: The Report Option to include Open Transactions is selected.

Accounts	Beginning Balance	Restricted Revenue	Restricted Expenses	Ending Balance
Temporary Restricted				
Council Designated				
02-341-04082 - Funds Held-Racial Equity & Reparati	\$3,904.27	\$506.39	\$0.00	\$4,410.66
02-341-04102 - Funds Held- David Reflect Lead	\$15,000.00	\$0.00	\$0.00	\$15,000.00
02-341-04112 - Funds Held-Synod Wellness	\$8,872.06	\$0.00	\$0.00	\$8,872.06
02-341-04162 - Funds Held-LMF/SALM	\$13,736.05	\$0.00	\$0.00	\$13,736.05
02-341-04172 - Funds Held-TEF Grant	(\$8,110.45)	\$0.00	\$0.00	(\$8,110.45)
02-341-04182 - Funds Held-LiVE Program Fund	\$25,961.48	\$1,280.58	\$6,157.78	\$21,084.28
02-341-04192 - Funds Held-Evangelical Outreach	\$9,643.77	\$0.00	\$0.00	\$9,643.77
02-341-04322 - Funds Held-Boundaries Training	\$1,999.06	\$0.00	\$0.00	\$1,999.06
02-341-04392 - Funds Held Edwards Salary & Mileage	(\$8,617.06)	\$0.00	\$0.00	(\$8,617.06)
02-341-04452 - Funds Held-DEM Expense	\$34,798.55	\$0.00	\$2,796.40	\$32,002.15
02-341-04472 - Funds Held-Coaching	\$31,091.24	\$0.00	\$135.00	\$30,956.24
02-341-04492 - Funds Held-Authentic Diversity	\$4,735.56	\$0.00	\$0.00	\$4,735.56
02-341-10022 - Funds Held-Shepherd of the Hills/Con	(\$28,045.74)	\$0.00	\$563.39	(\$28,609.13)
02-341-04742 - Funds Held-Disaster Rapid Response	\$3,777.74	\$0.00	\$0.00	\$3,777.74
02-341-04942 - Funds Held-Synod Candidacy Process	\$2,084.21	\$0.00	\$750.00	\$1,334.21
02-341-04982 - Funds Held-Property Management	\$5,883.16	\$0.00	\$0.00	\$5,883.16
02-341-06992 - Funds Held-Cultivate Sacred Spaces	\$19,500.00	\$0.00	\$0.00	\$19,500.00
02-341-10012 - Funds Held-Living Legacy	\$7,740.06	\$0.00	\$0.00	\$7,740.06
02-341-10022 - Funds Held-Bishop's Priority	(\$6,404.77)	\$0.00	\$0.00	(\$6,404.77)
02-341-10042 - Funds Held-Staff Salary Supplement	\$166,386.81	\$0.00	\$166,386.81	\$0.00
02-341-24052 - Funds Held-Holden Youth Weekends	\$3,081.24	\$0.00	\$0.00	\$3,081.24
02-341-24062 - Funds Held-Synod Youth	\$93,120.58	\$2,950.00	\$1,008.93	\$95,061.65
02-342-00002 - Funds Held-Bishops Convocation	\$12,811.38	\$0.00	\$0.00	\$12,811.38
02-346-00002 - Funds Held-Synod Assembly	\$35,624.74	\$0.00	\$0.00	\$35,624.74
02-361-04602 - Funds Held-Bishop Resource Fund	\$1,975.30	\$0.00	\$1,540.00	\$435.30
02-361-04802 - Funds Held-Bishop's Caring	\$21,247.37	\$100.00	\$0.00	\$21,347.37
02-361-06012 - Funds Held-Campus Min Capital	\$3,037.08	\$0.00	\$0.00	\$3,037.08
02-361-30032 - Funds Held-Stewardship Devel	\$717.28	\$0.00	\$0.00	\$717.28
02-371-30002 - Campaign-New Leaders Scholarships	\$110,913.84	\$0.00	\$0.00	\$110,913.84
02-371-40002 - Campaign-New Leaders Debt Reduction	\$212,499.85	\$0.00	\$0.00	\$212,499.85
02-371-50002 - Funds Held-Emerging & Strategic Min	\$240,026.49	\$82.65	\$35,250.00	\$204,859.14
Total Council Designated	\$1,038,991.15	\$4,919.62	\$214,588.31	\$829,322.46
Temporarily Donor Restricted				
02-341-04222 - Funds Held-World Hunger	\$2,388.89	\$0.00	\$0.00	\$2,388.89
02-341-04242 - Funds Held-Saratov/Russia	\$6,791.00	\$0.00	\$0.00	\$6,791.00
02-341-04252 - Funds Held-St Petersburg Sister Con	\$103,000.18	\$0.00	\$0.00	\$103,000.18
02-341-04262 - Funds Held-KIT Project Russia	\$16,689.49	\$0.00	\$0.00	\$16,689.49
02-341-04272 - Funds Held-Companion Synod-Russia	\$448,802.30	\$0.00	\$0.00	\$448,802.30
02-341-04282 - Funds Held-Russia Trip-Youth	\$1,021.72	\$0.00	\$0.00	\$1,021.72
02-341-04302 - Funds Held-Open Door Ministries	\$53,898.41	\$0.00	\$0.00	\$53,898.41
02-341-04312 - Funds Held-Deacon Event	\$1,228.40	\$0.00	\$0.00	\$1,228.40
02-341-04442 - Funds Held-N Cascades Wild Church	(\$9,099.99)	\$1,458.00	\$2,547.45	(\$10,189.44)
02-341-04532 - Funds Held-Church of Steadfast Love	\$20,000.00	\$0.00	\$0.00	\$20,000.00
02-341-04652 - Funds Held-Holy Cross	\$621.97	\$0.00	\$521.49	\$100.48
02-341-04672 - Funds Held-Columbia City of Hope	\$85,554.14	\$0.00	\$85,659.06	(\$104.92)
02-341-04702 - Funds Held-Grace Grants	\$7,517.07	\$0.00	\$0.00	\$7,517.07
02-341-04712 - Funds Held-Columbia City Bldg	\$575,885.47	\$85,554.14	\$0.00	\$661,439.61
02-341-04752 - Funds Held-Language Diversity	\$4,787.72	\$0.00	\$0.00	\$4,787.72
02-341-04772 - Funds Held-Glendale School Fund	\$370,698.83	\$0.00	\$0.00	\$370,698.83
02-341-04962 - Funds Held-Synod Property Mangmt	(\$3,091.72)	\$0.00	\$22,794.00	(\$25,885.72)
02-341-06022 - Funds Held-Renton Condo	(\$13,323.61)	\$0.00	\$240.67	(\$13,564.28)
02-341-07032 - Funds Held-Grace Chinese Sammamish	\$3,980.59	\$1,334.00	\$760.94	\$4,553.65
02-341-07062 - Funds Held-Love of Christ/Bellevue	\$20,119.53	\$4,000.00	\$3,200.00	\$20,919.53
02-341-08012 - Funds Held-Emmaus Table-Bldg Maint	\$4,983.62	\$0.00	\$551.00	\$4,432.62
02-341-08022 - Funds Held-Emmaus Table-Missn Dev	\$2,230.81	\$0.00	\$0.00	\$2,230.81
02-341-08072 - Funds Held-7400 Woodlawn Deposit	\$4,100.00	\$0.00	\$0.00	\$4,100.00
02-341-20012 - Funds Held-Gloria Dei Accum	\$17,533.80	\$2,591.50	\$1,500.00	\$18,625.30
02-341-20022 - Funds Held-MIW Distributions	\$2,303.00	\$0.00	\$0.00	\$2,303.00
02-341-20052 - Funds Held-Future Rostered Accum	\$2,234.37	\$0.00	\$0.00	\$2,234.37
02-346-02002 - Funds Held-Latinx Ministries	\$14,205.48	\$0.00	\$0.00	\$14,205.48

Monthly Treasurer & Financial Report | October 2025

Date : 11/12/2025
Time : 5:36:37 PM

Region 1 of the ELCA Summary of Restricted Accounts - MTD Northwest Washington Synod October 2025

Page : 6

Note: The Report Option to include Open Transactions is selected.

Accounts	Beginning Balance	Restricted Revenue	Restricted Expenses	Ending Balance
02-349-00002 - Funds Held-Maritime Ministries	\$8,823.05	\$0.00	\$1,000.00	\$7,823.05
Total Temporarily Donor Restricted	\$1,753,884.52	\$94,937.64	\$118,774.61	\$1,730,047.55
Non Cash Restricted				
02-341-04682 - Funds Held-Luther's Table Condo	\$655,218.99	\$0.00	\$0.00	\$655,218.99
02-341-08062 - Funds Held-Emmaus Table Property	\$2,119,222.40	\$0.00	\$0.00	\$2,119,222.40
02-341-08082 - Funds Held-Gain on Pooled Trust	\$328,709.81	\$114,474.06	\$0.00	\$443,183.87
Total Non Cash Restricted	\$3,103,151.20	\$114,474.06	\$0.00	\$3,217,625.26
Total Temporary Restricted	\$5,896,026.87	\$214,331.32	\$333,362.92	\$5,776,995.27
Permanent Restricted				
05-341-05092 - Funds Held-Future Rostered Leaders	\$263,339.67	\$0.00	\$0.00	\$263,339.67
05-341-10002 - Mission in WA Endowment Fund	\$388,096.40	\$22,314.59	\$0.00	\$410,410.99
05-341-20002 - Funds Held-Gloria Dei Endowment	\$278,000.00	\$0.00	\$0.00	\$278,000.00
05-341-30002 - Funds Held-Maritime Min Endowment	\$313,331.07	\$18,257.39	\$0.00	\$331,588.46
Total Permanent Restricted	\$1,242,767.14	\$40,571.98	\$0.00	\$1,283,339.12

Monthly Treasurer & Financial Report | October 2025

Date : 11/13/2025
Time : 1:55:46 PM

Region 1 of the ELCA
Summary of Restricted Accounts - YTD Activity
Northwest Washington Synod
February to October 2025
Note: The Report Option to include Open Transactions is selected.

Page : 4

Accounts	Beginning Balance	Restricted Revenue	Restricted Expenses	Ending Balance
Temporary Restricted				
Council Designated				
02-341-04082 - Funds Held-Racial Equity & Reparati	\$4,318.34	\$8,732.32	\$8,640.00	\$4,410.66
02-341-04102 - Funds Held- David Reflect Lead	\$0.00	\$15,000.00	\$0.00	\$15,000.00
02-341-04112 - Funds Held-Synod Wellness	\$8,872.06	\$0.00	\$0.00	\$8,872.06
02-341-04162 - Funds Held-LMF/SALM	\$6,627.84	\$7,225.00	\$116.79	\$13,736.05
02-341-04172 - Funds Held-TEF Grant	\$8,348.30	\$0.00	\$16,458.75	(\$8,110.45)
02-341-04182 - Funds Held-LiVE Program Fund	\$24,656.60	\$15,857.65	\$19,429.97	\$21,084.28
02-341-04192 - Funds Held-Evangelical Outreach	\$9,643.77	\$15,000.00	\$15,000.00	\$9,643.77
02-341-04322 - Funds Held-Boundaries Training	\$1,999.06	\$0.00	\$0.00	\$1,999.06
02-341-04392 - Funds Held Edwards Salary & Mileage	\$0.00	\$11,175.00	\$19,792.06	(\$8,617.06)
02-341-04452 - Funds Held-DEM Expense	\$4,354.23	\$47,063.34	\$19,415.42	\$32,002.15
02-341-04472 - Funds Held-Coaching	\$37,170.17	\$6,120.72	\$12,334.65	\$30,956.24
02-341-04492 - Funds Held-Authentic Diversity	\$2,856.84	\$2,998.72	\$1,120.00	\$4,735.56
02-341-04612 - Funds Held-Shepherd of the Hills/Con	(\$22,387.45)	\$0.00	\$6,221.68	(\$28,609.13)
02-341-04742 - Funds Held-Disaster Rapid Response	\$1,200.00	\$2,577.74	\$0.00	\$3,777.74
02-341-04942 - Funds Held-Synod Candidacy Process	\$8,143.81	\$2,600.00	\$9,409.60	\$1,334.21
02-341-04982 - Funds Held-Property Management	\$6,239.99	\$0.00	\$356.83	\$5,883.16
02-341-06992 - Funds Held-Cultivate Sacred Spaces	\$0.00	\$20,000.00	\$500.00	\$19,500.00
02-341-10012 - Funds Held-Living Legacy	\$7,740.06	\$0.00	\$0.00	\$7,740.06
02-341-10022 - Funds Held-Bishop's Priority	\$2,545.23	\$0.00	\$8,950.00	(\$6,404.77)
02-341-10042 - Funds Held-Staff Salary Supplement	\$166,386.81	\$0.00	\$166,386.81	\$0.00
02-341-24052 - Funds Held-Holden Youth Weekends	\$2,181.14	\$47,310.00	\$46,409.90	\$3,081.24
02-341-24062 - Funds Held-Synod Youth	\$98,278.58	\$2,950.00	\$6,166.93	\$95,061.65
02-342-00002 - Funds Held-Bishops Convocation	\$17,251.33	\$27,275.34	\$31,715.29	\$12,811.38
02-346-00002 - Funds Held-Synod Assembly	\$34,653.83	\$69,111.59	\$68,140.68	\$35,624.74
02-361-04602 - Funds Held-Bishop Resource Fund	\$2,414.16	\$0.00	\$1,978.86	\$435.30
02-361-04802 - Funds Held-Bishop's Caring	\$2,909.55	\$22,526.90	\$4,089.08	\$21,347.37
02-361-06012 - Funds Held-Campus Min Capital	\$3,037.08	\$0.00	\$0.00	\$3,037.08
02-361-30032 - Funds Held-Stewardship Devel	\$717.28	\$0.00	\$0.00	\$717.28
02-371-30002 - Campaign-New Leaders Scholarships	\$112,713.84	\$0.00	\$1,800.00	\$110,913.84
02-371-40002 - Campaign-New Leaders Debt Reduction	\$212,499.85	\$0.00	\$0.00	\$212,499.85
02-371-50002 - Funds Held-Emerging & Strategic Min	\$351,156.93	\$42,077.21	\$188,375.00	\$204,859.14
Total Council Designated	\$1,116,529.23	\$365,601.53	\$652,808.30	\$829,322.46
Temporarily Donor Restricted				
02-341-04222 - Funds Held-World Hunger	\$2,638.89	\$0.00	\$250.00	\$2,388.89
02-341-04242 - Funds Held-Saratov/Russia	\$3,391.00	\$3,400.00	\$0.00	\$6,791.00
02-341-04252 - Funds Held-St Petersburg Sister Con	\$103,000.18	\$0.00	\$0.00	\$103,000.18
02-341-04262 - Funds Held-KIT Project Russia	\$16,689.49	\$3,000.00	\$3,000.00	\$16,689.49
02-341-04272 - Funds Held-Companion Synod-Russia	\$449,202.30	\$0.00	\$400.00	\$448,802.30
02-341-04282 - Funds Held-Russia Trip-Youth	\$1,040.46	\$0.00	\$18.74	\$1,021.72
02-341-04302 - Funds Held-Open Door Ministries	\$54,859.88	\$635.60	\$1,597.07	\$53,898.41
02-341-04312 - Funds Held-Deacon Event	\$1,228.40	\$0.00	\$0.00	\$1,228.40
02-341-04442 - Funds Held-N Cascades Wild Church	\$1,110.11	\$11,665.00	\$22,964.55	(\$10,189.44)
02-341-04532 - Funds Held-Church of Steadfast Love	\$20,000.00	\$0.00	\$0.00	\$20,000.00
02-341-04652 - Funds Held-Holy Cross	(\$17,249.67)	\$20,701.68	\$3,351.53	\$100.48
02-341-04672 - Funds Held-Columbia City of Hope	\$94,938.33	\$114.04	\$95,157.29	(\$104.92)
02-341-04702 - Funds Held-Grace Grants	\$7,517.07	\$0.00	\$0.00	\$7,517.07
02-341-04712 - Funds Held-Columbia City Bldg	\$575,885.47	\$85,554.14	\$0.00	\$661,439.61
02-341-04752 - Funds Held-Language Diversity	\$4,787.72	\$0.00	\$0.00	\$4,787.72
02-341-04772 - Funds Held-Glendale School Fund	\$188,000.00	\$182,698.83	\$0.00	\$370,698.83
02-341-04962 - Funds Held-Synod Property Mangmt	\$15,034.13	\$0.00	\$40,919.85	(\$25,885.72)
02-341-06022 - Funds Held-Renton Condo	(\$10,554.56)	\$0.00	\$3,009.72	(\$13,564.28)
02-341-07032 - Funds Held-Grace Chinese Sammamish	\$8,872.55	\$10,689.66	\$15,008.56	\$4,553.65
02-341-07062 - Funds Held-Love of Christ/Bellevue	\$16,000.00	\$30,416.67	\$25,497.14	\$20,919.53
02-341-08012 - Funds Held-Emmaus Table-Bldg Maint	\$9,903.76	\$0.00	\$5,471.14	\$4,432.62
02-341-08022 - Funds Held-Emmaus Table-Missn Dev	\$2,230.81	\$0.00	\$0.00	\$2,230.81
02-341-08072 - Funds Held-7400 Woodlawn Deposit	\$7,600.00	\$0.00	\$3,500.00	\$4,100.00
02-341-20012 - Funds Held-Gloria Dei Accum	\$12,287.59	\$7,837.71	\$1,500.00	\$18,625.30
02-341-20022 - Funds Held-MIW Distributions	\$2,303.00	\$0.00	\$0.00	\$2,303.00
02-341-20052 - Funds Held-Future Rostered Accum	\$1,480.30	\$754.07	\$0.00	\$2,234.37
02-346-02002 - Funds Held-Latinx Ministries	\$3,115.70	\$11,089.78	\$0.00	\$14,205.48
02-349-00002 - Funds Held-Maritime Ministries	\$2,649.17	\$14,173.88	\$9,000.00	\$7,823.05
Total Temporarily Donor Restricted	\$1,577,962.08	\$382,731.06	\$230,645.59	\$1,730,047.55
Non Cash Restricted				
02-341-04682 - Funds Held-Luther's Table Condo	\$655,218.99	\$0.00	\$0.00	\$655,218.99
02-341-08062 - Funds Held-Emmaus Table Property	\$2,119,222.40	\$0.00	\$0.00	\$2,119,222.40

Monthly Treasurer & Financial Report | October 2025

Date : 11/13/2025
Time : 1:55:46 PM

Region 1 of the ELCA
Summary of Restricted Accounts - YTD Activity
Northwest Washington Synod
February to October 2025
Note: The Report Option to include Open Transactions is selected.

Page : 5

Accounts	Beginning Balance	Restricted Revenue	Restricted Expenses	Ending Balance
02-341-08082 - Funds Held-Gain on Pooled Trust	\$266,787.28	\$176,396.59	\$0.00	\$443,183.87
Total Non Cash Restricted	<u>\$3,041,228.67</u>	<u>\$176,396.59</u>	<u>\$0.00</u>	<u>\$3,217,625.26</u>
Total Temporary Restricted	<u>\$5,735,719.98</u>	<u>\$924,729.18</u>	<u>\$883,453.89</u>	<u>\$5,776,995.27</u>
<u>Permanent Restricted</u>				
05-341-05092 - Funds Held-Future Rostered Leaders	\$263,339.67	\$0.00	\$0.00	\$263,339.67
05-341-10002 - Mission in WA Endowment Fund	\$386,894.63	\$41,078.51	\$17,562.15	\$410,410.99
05-341-20002 - Funds Held-Gloria Dei Endowment	\$278,000.00	\$0.00	\$0.00	\$278,000.00
05-341-30002 - Funds Held-Maritime Min Endowment	\$312,152.67	\$33,609.67	\$14,173.88	\$331,588.46
Total Permanent Restricted	<u>\$1,240,386.97</u>	<u>\$74,688.18</u>	<u>\$31,736.03</u>	<u>\$1,283,339.12</u>

Monthly Treasurer & Financial Report | October 2025

Date : 11/12/2025
Time : 5:50:31 PM

Region 1 of the ELCA
Analysis of Revenues & Expenses - Summary
Northwest Washington Synod
February to October 2025

Page : 1

Note: The Report Option to include Open Transactions is selected.

Accounts	MTD Actual	YTD Actual	Annual Budget	Annual Budget Remaining	% of Annual Budget Used	YTD Actual (Last Year)	Actual Change (from Prior Year Period)
Revenues							
Mission Support	\$97,075.93	\$952,325.06	\$1,363,325.00	\$410,999.94	69.85 %	\$1,004,422.32	(\$52,097.26)
Support from Churchwide	\$0.00	\$0.00	\$10,000.00	\$10,000.00	0.00 %	\$2,562.50	(\$2,562.50)
Gifts	\$5,805.37	\$133,129.55	\$32,500.00	(\$100,629.55)	409.63 %	\$54,645.59	\$78,483.96
Interest Income	\$120.09	\$67,768.47	\$150,000.00	\$82,231.53	45.18 %	\$249,326.38	(\$181,557.91)
Other Income	\$0.00	\$0.00	\$0.00	\$0.00	0.00 %	\$0.00	\$0.00
Transfer In	\$0.00	\$0.00	\$98,000.00	\$98,000.00	0.00 %	\$0.00	\$0.00
Total Revenues	\$103,001.39	\$1,153,223.08	\$1,653,825.00	\$500,601.92	69.73 %	\$1,310,956.79	(\$157,733.71)
Expenses							
Support of Churchwide	\$45,625.63	\$447,592.24	\$640,762.00	\$193,169.76	69.85 %	\$472,078.23	(\$24,485.99)
Agency & Social Ministry	\$13,621.66	\$122,594.94	\$164,660.00	\$42,065.06	74.45 %	\$122,594.94	\$0.00
Shared Missions	\$8,263.93	\$53,569.55	\$63,500.00	\$9,930.45	84.36 %	\$47,625.03	\$5,944.52
Program Delivery	\$0.00	\$0.00	\$0.00	\$0.00	0.00 %	\$0.00	\$0.00
Boards/Committees/Task Forces	\$0.00	\$0.00	\$750.00	\$750.00	0.00 %	\$0.00	\$0.00
Compensation & Benefits	\$57,673.88	\$512,932.67	\$760,164.00	\$247,231.33	67.48 %	\$465,546.59	\$47,386.08
Travel	\$1,901.05	\$4,296.47	\$13,255.00	\$8,958.53	32.41 %	\$11,837.51	(\$7,541.04)
Administrative	\$15,091.42	\$53,383.48	\$50,035.00	(\$3,348.48)	106.69 %	\$35,392.35	\$17,991.13
Total Expenses	\$142,177.57	\$1,194,369.35	\$1,693,126.00	\$498,756.65	70.54 %	\$1,155,074.65	\$39,294.70
Net Total	(\$39,176.18)	(\$41,146.27)	(\$39,301.00)	\$1,845.27	0.00 %	\$155,882.14	(\$197,028.41)
Other Expenses							
Transfers	(\$166,386.81)	(\$166,386.81)	\$0.00	\$166,386.81	0.00 %	\$0.00	(\$166,386.81)
Total Other Expenses	(\$166,386.81)	(\$166,386.81)	\$0.00	\$166,386.81	0.00 %	\$0.00	(\$166,386.81)
Net Operating Total	\$127,210.63	\$125,240.54	(\$39,301.00)	(\$164,541.54)	0.00 %	\$155,882.14	(\$30,641.60)

Monthly Treasurer & Financial Report | October 2025

Date : 11/12/2025
Time : 4:26:23 PM

Region 1 of the ELCA
Analysis of Revenues & Expenses Statement
Northwest Washington Synod
February to October 2025
Note: The Report Option to include Open Transactions is selected.
General Fund

Page : 1

Accounts	MTD Actual (This Year)	YTD Actual (This Year)	Annual Budget (This Year)	Annual Budget Remaining (This Year)	% of Annual Budget Used (This Year)	YTD Actual (Last Year)	Actual Change (from Prior Year Period)
Revenues							
Support from Congregations							
01-501-00002 - Mission Support-NW	\$97,075.93	\$952,325.06	\$1,363,325.00	\$410,999.94	69.85 %	\$1,004,422.32	(\$52,097.26)
Total Support from Congregations	\$97,075.93	\$952,325.06	\$1,363,325.00	\$410,999.94	69.85 %	\$1,004,422.32	(\$52,097.26)
Support from Churchwide							
01-515-10002 - Support from Churchwide	\$0.00	\$0.00	\$10,000.00	\$10,000.00	0.00 %	\$2,562.50	(\$2,562.50)
Total Support from Churchwide	\$0.00	\$0.00	\$10,000.00	\$10,000.00	0.00 %	\$2,562.50	(\$2,562.50)
Gifts/Donations							
01-512-00002 - Gifts	\$5,805.37	\$133,129.55	\$32,500.00	(\$100,629.55)	409.63 %	\$54,645.59	\$78,483.96
Total Gifts/Donations	\$5,805.37	\$133,129.55	\$32,500.00	(\$100,629.55)	409.63 %	\$54,645.59	\$78,483.96
Interest Income							
01-521-00002 - Interest Earnings	\$120.09	\$32,566.87	\$150,000.00	\$117,433.13	21.71 %	\$51,729.54	(\$19,162.67)
01-522-00002 - Income Distributions	\$0.00	\$35,201.60	\$0.00	(\$35,201.60)	0.00 %	\$49,853.30	(\$14,651.70)
01-523-00002 - Change in Market Value	\$0.00	\$0.00	\$0.00	\$0.00	0.00 %	\$147,743.54	(\$147,743.54)
Total Interest Income	\$120.09	\$67,768.47	\$150,000.00	\$82,231.53	45.18 %	\$249,326.38	(\$181,557.91)
Transfer In							
01-559-00002 - Transfer in from Restricted Fund	\$0.00	\$0.00	\$98,000.00	\$98,000.00	0.00 %	\$0.00	\$0.00
Total Transfer In	\$0.00	\$0.00	\$98,000.00	\$98,000.00	0.00 %	\$0.00	\$0.00
Total Revenues	\$103,001.39	\$1,153,223.08	\$1,653,825.00	\$500,601.92	69.73 %	\$1,310,956.79	(\$157,733.71)
Expenses							
Support of Churchwide							
01-603-00002 - Churchwide Support	\$45,625.63	\$447,592.24	\$640,762.00	\$193,169.76	69.85 %	\$472,078.23	(\$24,485.99)
Total Support of Churchwide	\$45,625.63	\$447,592.24	\$640,762.00	\$193,169.76	69.85 %	\$472,078.23	(\$24,485.99)
Agency & Social Ministry							
01-601-03132 - Lutheran Community Services	\$958.33	\$8,624.97	\$11,500.00	\$2,875.03	75.00 %	\$8,624.97	\$0.00
01-601-03182 - Church Council of Greater Seattle	\$83.33	\$749.97	\$1,000.00	\$250.03	75.00 %	\$749.97	\$0.00
01-601-03202 - PLTS Support	\$2,416.67	\$21,750.03	\$29,000.00	\$7,249.97	75.00 %	\$21,750.03	\$0.00
01-601-03222 - Campus Ministries	\$5,646.65	\$50,819.85	\$67,760.00	\$16,940.15	75.00 %	\$50,819.85	\$0.00
01-601-03372 - Luther Seminary Support	\$2,416.67	\$21,750.03	\$29,000.00	\$7,249.97	75.00 %	\$21,750.03	\$0.00
01-601-03462 - FAN Support	\$666.67	\$6,000.03	\$8,000.00	\$1,999.97	75.00 %	\$6,000.03	\$0.00
01-601-03512 - Neighbors in Faith	\$416.67	\$3,750.03	\$5,000.00	\$1,249.97	75.00 %	\$3,750.03	\$0.00
01-601-03522 - Real Rent (Duwamish)	\$100.00	\$900.00	\$1,200.00	\$300.00	75.00 %	\$900.00	\$0.00
01-601-03532 - Racial & Economic Equity	\$0.00	\$0.00	\$1,200.00	\$1,200.00	0.00 %	\$0.00	\$0.00
01-746-04502 - Church Wellness Network	\$916.67	\$8,250.03	\$11,000.00	\$2,749.97	75.00 %	\$8,250.03	\$0.00
Total Agency & Social Ministry	\$13,621.66	\$122,594.94	\$164,660.00	\$42,065.06	74.45 %	\$122,594.94	\$0.00
Shared Missions							
01-746-00002 - Region 1 Center for Mission	\$8,263.93	\$53,569.55	\$63,500.00	\$9,930.45	84.36 %	\$47,625.03	\$5,944.52
Total Shared Missions	\$8,263.93	\$53,569.55	\$63,500.00	\$9,930.45	84.36 %	\$47,625.03	\$5,944.52
Boards/Committees/Task Forces							
01-608-00002 - Boards, Committees & Task Forces	\$0.00	\$0.00	\$750.00	\$750.00	0.00 %	\$0.00	\$0.00
Total Boards/Committees/Task Forces	\$0.00	\$0.00	\$750.00	\$750.00	0.00 %	\$0.00	\$0.00
Compensation & Benefits							
Salaries							
01-652-00012 - Salary-Bishop	\$8,789.33	\$79,103.97	\$105,472.00	\$26,368.03	75.00 %	\$64,512.72	\$14,591.25
01-652-00022 - Salary-Assistant to Bishop	\$6,226.83	\$56,041.47	\$74,722.00	\$18,680.53	75.00 %	\$42,516.00	\$13,525.47
01-652-00032 - Salary-Assist to Bishop DEMs	\$1,556.00	\$14,004.00	\$28,052.00	\$14,048.00	49.92 %	\$14,978.31	(\$974.31)

Monthly Treasurer & Financial Report | October 2025

Date : 11/12/2025
Time : 4:26:23 PM

Region 1 of the ELCA Analysis of Revenues & Expenses Statement Northwest Washington Synod February to October 2025

Page : 2

Note: The Report Option to include Open Transactions is selected.
General Fund

Accounts	MTD Actual (This Year)	YTD Actual (This Year)	Annual Budget (This Year)	Annual Budget Remaining (This Year)	% of Annual Budget Used (This Year)	YTD Actual (Last Year)	Actual Change (from Prior Year Period)
01-652-00042 - Salary-Synod Office Administrator	\$5,112.25	\$46,010.25	\$61,347.00	\$15,336.75	75.00 %	\$41,733.00	\$4,277.25
01-652-00052 - Salary-Synod Relations Admin	\$7,194.92	\$64,754.28	\$86,339.00	\$21,584.72	75.00 %	\$58,734.00	\$6,020.28
01-652-00082 - Salary-Faith Formation Director	\$4,748.84	\$45,239.54	\$56,986.00	\$11,746.46	79.39 %	\$35,366.22	\$9,873.32
Total Salaries	\$33,628.17	\$305,153.51	\$412,918.00	\$107,764.49	73.90 %	\$257,840.25	\$47,313.26
Housing Allowances							
01-654-00012 - Housing-Bishop	\$2,916.67	\$26,250.03	\$35,000.00	\$8,749.97	75.00 %	\$26,250.03	\$0.00
01-654-00022 - Housing-Assistant to Bishop	\$3,750.00	\$33,750.00	\$45,000.00	\$11,250.00	75.00 %	\$33,750.00	\$0.00
01-654-00082 - Housing-Faith Formation Director	\$833.33	\$7,499.97	\$10,000.00	\$2,500.03	75.00 %	\$7,499.97	\$0.00
Total Housing Allowances	\$7,500.00	\$67,500.00	\$90,000.00	\$22,500.00	75.00 %	\$67,500.00	\$0.00
SECA Offset							
01-661-00012 - SECA-Bishop	\$895.50	\$8,059.50	\$10,746.00	\$2,686.50	75.00 %	\$7,350.03	\$709.47
01-661-00022 - SECA-Assistant to Bishop	\$763.25	\$6,869.25	\$9,159.00	\$2,289.75	75.00 %	\$6,176.25	\$693.00
01-661-00082 - SECA-Faith Formation Director	\$427.00	\$3,843.00	\$5,124.00	\$1,281.00	75.00 %	\$4,762.53	(\$919.53)
Total SECA Offset	\$2,085.75	\$18,771.75	\$25,029.00	\$6,257.25	75.00 %	\$18,288.81	\$482.94
FICA							
01-655-00042 - FICA-Synod Office Administrator	\$382.87	\$3,445.82	\$4,693.00	\$1,247.18	73.42 %	\$3,187.98	\$257.84
01-655-00052 - FICA-Synod Relations Admin	\$544.04	\$4,896.36	\$6,605.00	\$1,708.64	74.13 %	\$4,493.16	\$403.20
Total FICA	\$926.91	\$8,342.18	\$11,298.00	\$2,955.82	73.84 %	\$7,681.14	\$661.04
Pension/Medical							
01-656-00012 - Pension/Medical-Bishop	\$2,560.15	\$23,041.35	\$42,070.00	\$19,028.65	54.77 %	\$21,322.44	\$1,718.91
01-656-00022 - Pension/Medical-Asst to Bishop	\$3,561.71	\$32,055.39	\$59,132.00	\$27,076.61	54.21 %	\$40,172.67	(\$8,117.28)
01-656-00042 - Pension/Medical-Synod Office Admin	\$1,267.84	\$11,410.56	\$16,260.00	\$4,849.44	70.18 %	\$10,349.82	\$1,060.74
01-656-00052 - Pension/Medical-Synod Relations Dir	\$1,991.96	\$17,927.63	\$30,976.00	\$13,048.37	57.88 %	\$16,986.24	\$941.39
01-656-00082 - Pension/Medical-Faith Formation Dir	\$2,368.97	\$21,320.73	\$18,415.00	(\$2,905.73)	115.78 %	\$18,884.79	\$2,435.94
Total Pension/Medical	\$11,750.63	\$105,755.66	\$166,853.00	\$61,097.34	63.38 %	\$107,715.96	(\$1,960.30)
Worker's Compensation							
01-659-00012 - Workers Comp Ins-Bishop	\$107.71	\$323.13	\$433.00	\$109.87	74.63 %	\$323.13	\$0.00
01-659-00022 - Workers Comp Ins-Asst to Bishop	\$107.71	\$323.13	\$433.00	\$109.87	74.63 %	\$323.13	\$0.00
01-659-00042 - Workers Comp Ins-Synod Office Adm	\$80.78	\$242.34	\$334.00	\$91.66	72.56 %	\$242.34	\$0.00
01-659-00052 - Workers Comp Ins-Synod Relations A	\$107.71	\$323.13	\$433.00	\$109.87	74.63 %	\$323.14	(\$0.01)
01-659-00082 - Worker's Comp-Faith Formation Dir	\$80.79	\$242.37	\$325.00	\$82.63	74.58 %	\$242.36	\$0.01
01-662-00002 - WA Family & Medical Leave	\$853.04	\$2,553.07	\$2,610.00	\$56.93	97.82 %	\$1,811.34	\$741.73
Total Worker's Compensation	\$1,337.74	\$4,007.17	\$4,568.00	\$560.83	87.72 %	\$3,265.44	\$741.73
Continuing Education							
01-657-00012 - Cont Educ-Bishop	\$92.08	\$828.72	\$1,105.00	\$276.28	75.00 %	\$796.50	\$32.22
01-657-00022 - Cont Educ-Assist to Bishop	\$92.08	\$828.72	\$1,105.00	\$276.28	75.00 %	\$796.50	\$32.22
01-657-00042 - Cont Educ-SynodOffice Administrator	\$58.75	\$528.75	\$705.00	\$176.25	75.00 %	\$508.50	\$20.25
01-657-00052 - Cont Educ-Synod Relations Admin	\$58.75	\$528.75	\$705.00	\$176.25	75.00 %	\$508.50	\$20.25
01-657-00082 - Cont Educ-Faith Formation Director	\$43.33	\$389.97	\$520.00	\$130.03	74.99 %	\$375.03	\$14.94
Total Continuing Education	\$344.99	\$3,104.91	\$4,140.00	\$1,035.09	75.00 %	\$2,985.03	\$119.88
Contract Labor							
01-653-00012 - Contract Services	\$0.00	\$0.00	\$45,000.00	\$45,000.00	0.00 %	\$0.00	\$0.00
Total Contract Labor	\$0.00	\$0.00	\$45,000.00	\$45,000.00	0.00 %	\$0.00	\$0.00
Unemployment Insurance							
01-660-00002 - Unemployment Insurance	\$99.69	\$297.49	\$358.00	\$60.51	83.10 %	\$269.96	\$27.53
Total Unemployment Insurance	\$99.69	\$297.49	\$358.00	\$60.51	83.10 %	\$269.96	\$27.53

Monthly Treasurer & Financial Report | October 2025

Date : 11/12/2025
Time : 4:26:23 PM

Region I of the ELCA
Analysis of Revenues & Expenses Statement
Northwest Washington Synod
February to October 2025

Page : 3

Note: The Report Option to include Open Transactions is selected.
General Fund

Accounts	MTD Actual (This Year)	YTD Actual (This Year)	Annual Budget (This Year)	Annual Budget Remaining (This Year)	% of Annual Budget Used (This Year)	YTD Actual (Last Year)	Actual Change (from Prior Year Period)
Total Compensation & Benefits	\$57,673.88	\$512,932.67	\$760,164.00	\$247,231.33	67.48 %	\$465,546.59	\$47,386.08
Travel							
01-671-00002 - Staff Travel	\$1,498.39	\$3,479.94	\$2,150.00	(\$1,329.94)	161.86 %	\$8,448.32	(\$4,968.38)
01-671-16002 - Staff Travel-Outside Synod	\$0.00	\$364.24	\$4,500.00	\$4,135.76	8.09 %	\$3,389.19	(\$3,024.95)
01-671-16102 - Staff Meetings & Dinners	\$402.66	\$565.02	\$2,000.00	\$1,434.98	28.25 %	\$0.00	\$565.02
01-671-16202 - Staff Auto Reimbursement	\$0.00	\$0.00	\$3,500.00	\$3,500.00	0.00 %	\$0.00	\$0.00
01-671-16302 - Staff Assembly, Conf & Retreat-NWW	\$0.00	\$0.00	\$1,105.00	\$1,105.00	0.00 %	\$0.00	\$0.00
01-671-50002 - Travel-DEM expenses	\$0.00	(\$112.73)	\$0.00	\$112.73	0.00 %	\$0.00	(\$112.73)
Total Travel	<u>\$1,901.05</u>	<u>\$4,296.47</u>	<u>\$13,255.00</u>	<u>\$8,958.53</u>	<u>32.41 %</u>	<u>\$11,837.51</u>	<u>(\$7,541.04)</u>
Administrative							
01-601-03312 - Archives	\$0.00	\$0.00	\$720.00	\$720.00	0.00 %	\$0.00	\$0.00
01-677-00002 - Hospitality	\$0.00	\$96.08	\$225.00	\$128.92	42.70 %	\$0.00	\$96.08
01-702-00002 - Postage	\$0.00	\$294.90	\$100.00	(\$194.90)	294.90 %	\$331.22	(\$36.32)
01-720-00002 - Supplies & Materials	\$161.15	\$586.79	\$1,645.00	\$1,058.21	35.67 %	\$841.85	(\$255.06)
01-730-00002 - Printing & Duplicating	\$344.01	\$6,050.71	\$4,600.00	(\$1,450.71)	131.54 %	\$4,147.95	\$1,902.76
01-747-00002 - Phone & Online Services	\$1,223.94	\$9,595.07	\$10,840.00	\$1,244.93	88.52 %	\$8,842.93	\$752.14
01-750-00002 - Insurance	\$461.62	\$3,802.14	\$1,770.00	(\$2,032.14)	214.81 %	\$2,951.73	\$850.41
01-771-00002 - Resource Materials	\$0.00	\$0.00	\$135.00	\$135.00	0.00 %	\$0.00	\$0.00
01-775-00002 - Miscellaneous	\$8,115.13	\$8,542.53	\$705.00	(\$7,837.53)	1211.71 %	\$150.00	\$8,392.53
01-779-00002 - Staff Development	\$0.00	\$3,000.00	\$5,000.00	\$2,000.00	60.00 %	\$0.00	\$3,000.00
01-830-00002 - Occupancy & Utilities	\$2,100.00	\$18,729.69	\$24,295.00	\$5,565.31	77.09 %	\$18,126.67	\$603.02
01-831-00002 - Office Remodel	\$2,685.57	\$2,685.57	\$0.00	(\$2,685.57)	0.00 %	\$0.00	\$2,685.57
Total Administrative	<u>\$15,091.42</u>	<u>\$53,383.48</u>	<u>\$50,035.00</u>	<u>(\$3,348.48)</u>	<u>106.69 %</u>	<u>\$35,392.35</u>	<u>\$17,991.13</u>
Total Expenses	<u>\$142,177.57</u>	<u>\$1,194,369.35</u>	<u>\$1,693,126.00</u>	<u>\$498,756.65</u>	<u>70.54 %</u>	<u>\$1,155,074.65</u>	<u>\$39,294.70</u>
Net Total	<u>(\$39,176.18)</u>	<u>(\$41,146.27)</u>	<u>(\$39,301.00)</u>	<u>\$1,845.27</u>	<u>0.00 %</u>	<u>\$155,882.14</u>	<u>(\$197,028.41)</u>
Other Expenses							
Transfers							
01-998-00002 - Transfer In	(\$166,386.81)	(\$166,386.81)	\$0.00	\$166,386.81	0.00 %	\$0.00	(\$166,386.81)
Total Transfers	<u>(\$166,386.81)</u>	<u>(\$166,386.81)</u>	<u>\$0.00</u>	<u>\$166,386.81</u>	<u>0.00 %</u>	<u>\$0.00</u>	<u>(\$166,386.81)</u>
Total Other Expenses	<u>(\$166,386.81)</u>	<u>(\$166,386.81)</u>	<u>\$0.00</u>	<u>\$166,386.81</u>	<u>0.00 %</u>	<u>\$0.00</u>	<u>(\$166,386.81)</u>
Net Operating Total	<u>\$127,210.63</u>	<u>\$125,240.54</u>	<u>(\$39,301.00)</u>	<u>(\$164,541.54)</u>	<u>0.00 %</u>	<u>\$155,882.14</u>	<u>(\$30,641.60)</u>

Monthly Treasurer & Financial Report | October 2025

Date : 11/10/2025
Time : 1:12:31 PM

Evangelical Lutheran Church in Region 1 Receipts vs Intents From 02/01/2025 To 10/31/2025

Page : 9

Organization	PIN	City	MTD Giving	YTD Giving	Total Intent	% of Intent	Intent Remaining
Northwest Washington Synod of the ELCA							
Bethlehem Lutheran Church	12901	Marysville	\$0.00	\$900.00	\$0.00	0.00 %	\$0.00
Holy Trinity Lutheran Church	04932	Mercer Island	\$1,166.67	\$10,500.69	\$0.00	0.00 %	\$0.00
Advent Lutheran Church	07587	Mill Creek	\$2,051.39	\$21,236.59	\$0.00	0.00 %	\$0.00
United in Grace Church	30274	Monroe	\$352.81	\$2,469.67	\$0.00	0.00 %	\$0.00
Fir-Conway Lutheran Church	12826	Mount Vernon	\$840.00	\$4,200.00	\$0.00	0.00 %	\$0.00
First Evangelical Lutheran Church	12910	Mount Vernon	\$495.00	\$4,455.00	\$0.00	0.00 %	\$0.00
Salem Lutheran Church	04859	Mount Vernon	\$1,875.00	\$7,500.00	\$0.00	0.00 %	\$0.00
Bethesda Lutheran Church	12909	Mountlake Terrace	\$0.00	\$0.00	\$0.00	0.00 %	\$0.00
Pointe of Grace Lutheran Church	31281	Mukilteo	\$2,381.98	\$14,298.75	\$0.00	0.00 %	\$0.00
Mount Si Lutheran Church	12916	North Bend	\$685.92	\$5,516.24	\$0.00	0.00 %	\$0.00
Faith Lutheran Church	12889	North Lakewood	\$290.00	\$2,475.50	\$3,500.00	70.73 %	\$1,024.50
Oak Harbor Lutheran Church	12918	Oak Harbor	\$1,477.63	\$17,243.84	\$25,459.00	67.73 %	\$8,215.16
Trinity Community Lutheran Church	07761	Point Roberts	\$25.00	\$225.00	\$0.00	0.00 %	\$0.00
Faith Lutheran Church	04933	Redmond	\$0.00	\$6,963.00	\$0.00	0.00 %	\$0.00
Cross and Crown Lutheran Church	12959	Renton	\$0.00	\$0.00	\$0.00	0.00 %	\$0.00
Grace Chinese Lutheran Church of South King County	30798	Renton	\$0.00	\$0.00	\$0.00	0.00 %	\$0.00
Living Hope Lutheran Church	04806	Renton	\$0.00	\$3,789.91	\$7,010.40	54.06 %	\$3,220.49
Lord of Life Lutheran Church	16007	Renton	\$912.41	\$7,844.05	\$0.00	0.00 %	\$0.00
St Matthew's Lutheran Church	04934	Renton	\$0.00	\$6,029.00	\$0.00	0.00 %	\$0.00
Sammamish Hills Lutheran Church	16121	Sammamish	\$0.00	\$15,472.92	\$0.00	0.00 %	\$0.00
Prince of Peace Lutheran Church	12984	SeaTac	\$1,000.00	\$9,000.00	\$0.00	0.00 %	\$0.00
Ballard First Lutheran Church	12970	Seattle	\$6,233.32	\$31,166.67	\$37,400.00	83.33 %	\$6,233.33
Bethel Chinese Lutheran Church	16130	Seattle	\$0.00	\$0.00	\$0.00	0.00 %	\$0.00
Central Lutheran Church of the Holy Trinity	04937	Seattle	\$1,995.73	\$19,038.54	\$26,458.00	71.96 %	\$7,419.46
Church of Steadfast Love	30775	Seattle	\$0.00	(\$2,000.00)	\$2,000.00	-100.00 %	\$4,000.00
Church of the Apostles	30573	Seattle	\$1,000.00	\$10,000.00	\$0.00	0.00 %	\$0.00
Columbia City Church of Hope	30888	Seattle	\$0.00	\$10,820.32	\$9,000.00	120.23 %	\$0.00
Emmaus Table@7400 Woodlawn	31189	Seattle	\$0.00	\$2,453.36	\$1,000.00	245.34 %	\$0.00
Faith Lutheran Church	12976	Seattle	\$5,615.20	\$25,032.46	\$0.00	0.00 %	\$0.00
First Lutheran Church of West Seattle	12977	Seattle	\$0.00	\$500.00	\$0.00	0.00 %	\$0.00
Gethsemane Lutheran Church	04939	Seattle	\$0.00	\$7,428.24	\$11,100.00	66.92 %	\$3,671.76
Gift of Grace Lutheran Church	12989	Seattle	\$0.00	\$0.00	\$0.00	0.00 %	\$0.00
Grace Chinese Lutheran Church of Seattle	30503	Seattle	\$0.00	\$4,800.00	\$0.00	0.00 %	\$0.00
Immanuel Lutheran Church	12980	Seattle	\$1,690.60	\$8,098.24	\$0.00	0.00 %	\$0.00
Lakeridge Lutheran Church	12981	Seattle	\$0.00	\$3,000.00	\$0.00	0.00 %	\$0.00
Luther Memorial Lutheran Church	04942	Seattle	\$570.00	\$5,196.00	\$6,200.00	83.81 %	\$1,004.00
Magnolia Lutheran Church	04943	Seattle	\$1,500.00	\$16,500.00	\$18,000.00	91.67 %	\$1,500.00
Maple Leaf Lutheran Church	12982	Seattle	\$621.40	\$5,614.20	\$0.00	0.00 %	\$0.00
Ministry to Chinese Students & Scholars	30889	Seattle	\$0.00	\$0.00	\$0.00	0.00 %	\$0.00
Our Redeemer's Lutheran Church	04944	Seattle	\$2,794.49	\$22,072.67	\$0.00	0.00 %	\$0.00

Monthly Treasurer & Financial Report | October 2025

Date : 11/10/2025
Time : 1:12:31 PM

Evangelical Lutheran Church in Region 1 Receipts vs Intents From 02/01/2025 To 10/31/2025

Page : 10

Organization	PIN	City	MTD Giving	YTD Giving	Total Intent	% of Intent	Intent Remaining
Northwest Washington Synod of the ELCA							
Peace Lutheran Church	04945	Seattle	\$0.00	\$15,931.19	\$23,400.00	68.08 %	\$7,468.81
Phinney Ridge Lutheran Church	12983	Seattle	\$4,457.39	\$54,421.59	\$0.00	0.00 %	\$0.00
Queen Anne Lutheran Church	12985	Seattle	\$1,625.00	\$16,250.00	\$19,500.00	83.33 %	\$3,250.00
Seattle Covenant Community Fellowship	31149	Seattle	\$0.00	\$0.00	\$0.00	0.00 %	\$0.00
St John United Lutheran Church	30537	Seattle	\$0.00	\$4,950.00	\$6,600.00	75.00 %	\$1,650.00
University Lutheran Church	04952	Seattle	\$2,781.00	\$29,808.85	\$0.00	0.00 %	\$0.00
Bethlehem Lutheran Church	04861	Sedro Woolley	\$375.00	\$3,375.00	\$0.00	0.00 %	\$0.00
Bethel Lutheran Church	12971	Shoreline	\$1,300.00	\$6,500.00	\$0.00	0.00 %	\$0.00
First Lutheran Church of Richmond Beach	12962	Shoreline	\$0.00	\$8,610.96	\$0.00	0.00 %	\$0.00
Prince of Peace Lutheran Church	04946	Shoreline	\$559.65	\$6,647.51	\$0.00	0.00 %	\$0.00
Peace Lutheran Church	12993	Silvana	\$0.00	\$3,150.00	\$0.00	0.00 %	\$0.00
Christ the King Lutheran Church	12998	Snohomish	\$4,207.44	\$23,503.00	\$0.00	0.00 %	\$0.00
Good Shepherd Lutheran Church	12849	Snohomish	\$250.00	\$2,500.00	\$0.00	0.00 %	\$0.00
Freeborn Lutheran Church	12834	Stanwood	\$0.00	\$0.00	\$0.00	0.00 %	\$0.00
Shepherd of the Valley Lutheran Church	16186	Startup	\$0.00	\$0.00	\$0.00	0.00 %	\$0.00
Vashon Lutheran Church	13041	Vashon	\$0.00	\$0.00	\$0.00	0.00 %	\$0.00
Wooden Cross Lutheran Church	16092	Woodinville	\$607.17	\$6,464.20	\$0.00	0.00 %	\$0.00
Total: 97			\$97,075.93	\$952,325.06	\$381,002.32		\$124,455.08

Monthly Treasurer & Financial Report | October 2025

Date : 11/12/2025
Time : 6:11:52 PM

Evangelical Lutheran Church in Region 1 World Hunger Gifts From 02/01/2025 To 10/31/2025

Page : 6

Organization	City	PIN	MTD Total	YTD Total
Northwest Washington Synod of the ELCA				
Miscellaneous NWWA Synod		99992	\$0.00	\$0.00
Anacortes Lutheran Church	Anacortes	12788	\$0.00	\$0.00
Celebration Lutheran Church	Anacortes	30377	\$0.00	\$0.00
Our Saviour's Lutheran Church	Arlington	12791	\$0.00	\$0.00
Bethany Lutheran Church	Bainbridge Island	04927	\$0.00	\$1,800.00
Cross of Christ Lutheran Church	Bellevue	12799	\$0.00	\$0.00
Saint Andrew's Lutheran Church	Bellevue	04929	\$0.00	\$0.00
St Luke's Lutheran Church	Bellevue	12801	\$0.00	\$0.00
Christ the Servant Lutheran Church	Bellingham	07371	\$1,572.75	\$7,734.90
Echoes	Bellingham	31038	\$0.00	\$0.00
Faith Lutheran Church	Bellingham	04852	\$0.00	\$0.00
Our Saviour's Lutheran Church	Bellingham	12803	\$0.00	\$0.00
First Lutheran Church	Bothell	12805	\$0.00	\$0.00
Edison Lutheran Church	Bow	12835	\$0.00	\$0.00
Burlington Lutheran Church	Burlington	12810	\$0.00	\$500.00
El Camino de Emaus Lutheran Church	Burlington	30640	\$0.00	\$0.00
Camano Lutheran Church	Camano Island	13015	\$250.00	\$2,392.83
Zion Lutheran Church	Custer	12857	\$0.00	\$0.00
Grace Lutheran Church	Des Moines	12904	\$1,865.00	\$3,530.01
Edmonds Lutheran Church	Edmonds	30665	\$0.00	\$0.00
Central Lutheran Church	Everett	12848	\$0.00	\$350.00
Faith Lutheran Church	Everett	04854	\$0.00	\$0.00
Our Savior's Lutheran Church	Everett	12850	\$0.00	\$0.00
Trinity Evangelical Lutheran Church	Everett	04855	\$0.00	\$25.00
Zion Lutheran Church	Everett	04856	\$0.00	\$0.00
Immanuel Lutheran Church	Everson	12852	\$0.00	\$0.00
Christ Lutheran Church	Ferndale	12856	\$0.00	\$0.00
Trinity Lutheran Church	Freeland	12860	\$0.00	\$0.00
Our Savior Lutheran Church	Issaquah	12873	\$0.00	\$0.00
Northlake Lutheran Church	Kenmore	12877	\$0.00	\$0.00
Kent Lutheran Church	Kent	12880	\$0.00	\$0.00
Holy Spirit Lutheran Church	Kirkland	04954	\$0.00	\$0.00
Salt House	Kirkland	31271	\$0.00	\$0.00
Ebenezer Lutheran Church	Lake Stevens	04857	\$0.00	\$1,620.00
Hope Church	Lake Stevens	31480	\$0.00	\$0.00
Lutheran Church in the San Juans	Lopez Island	16075	\$0.00	\$0.00
Hope Lutheran Church	Lynden	04862	\$0.00	\$0.00
Gloria Dei Lutheran Church	Lynnwood	12785	\$166.67	\$6,841.32
Trinity Lutheran Church	Lynnwood	12897	\$0.00	\$0.00
Shepherd of the Valley Lutheran Church	Maple Valley	12900	\$0.00	\$0.00
Bethlehem Lutheran Church	Marysville	12901	\$0.00	\$0.00
Holy Trinity Lutheran Church	Mercer Island	04932	\$151.25	\$1,361.00
Advent Lutheran Church	Mill Creek	07587	\$0.00	\$0.00
United in Grace Church	Monroe	30274	\$0.00	\$0.00
Fir-Conway Lutheran Church	Mount Vernon	12826	\$0.00	\$0.00
First Evangelical Lutheran Church	Mount Vernon	12910	\$0.00	\$0.00
Salem Lutheran Church	Mount Vernon	04859	\$0.00	\$0.00
Bethesda Lutheran Church	Mountlake Terrace	12909	\$0.00	\$0.00
Pointe of Grace Lutheran Church	Mukilteo	31281	\$0.00	\$0.00
Mount Si Lutheran Church	North Bend	12916	\$0.00	\$0.00
Faith Lutheran Church	North Lakewood	12889	\$0.00	\$0.00
Oak Harbor Lutheran Church	Oak Harbor	12918	\$0.00	\$3,475.16
Trinity Community Lutheran Church	Point Roberts	07761	\$0.00	\$0.00
Faith Lutheran Church	Redmond	04933	\$0.00	\$0.00
Cross and Crown Lutheran Church	Renton	12959	\$0.00	\$0.00

Monthly Treasurer & Financial Report | October 2025

Date : 11/12/2025
Time : 6:11:52 PM

Evangelical Lutheran Church in Region 1
World Hunger Gifts
From 02/01/2025 To 10/31/2025

Page : 7

Organization	City	PIN	MTD Total	YTD Total
Northwest Washington Synod of the ELCA				
Grace Chinese Lutheran Church of South King County	Renton	30798	\$0.00	\$0.00
Living Hope Lutheran Church	Renton	04806	\$0.00	\$0.00
Lord of Life Lutheran Church	Renton	16007	\$0.00	\$0.00
St Matthew's Lutheran Church	Renton	04934	\$0.00	\$0.00
Sammamish Hills Lutheran Church	Sammamish	16121	\$0.00	\$0.00
Prince of Peace Lutheran Church	SeaTac	12984	\$0.00	\$0.00
Ballard First Lutheran Church	Seattle	12970	\$0.00	\$0.00
Bethel Chinese Lutheran Church	Seattle	16130	\$0.00	\$0.00
Central Lutheran Church of the Holy Trinity	Seattle	04937	\$0.00	\$0.00
Church of Steadfast Love	Seattle	30775	\$0.00	\$0.00
Church of the Apostles	Seattle	30573	\$0.00	\$0.00
Columbia City Church of Hope	Seattle	30888	\$0.00	\$0.00
Emmaus Table@7400 Woodlawn	Seattle	31189	\$0.00	\$0.00
Faith Lutheran Church	Seattle	12976	\$0.00	\$0.00
First Lutheran Church of West Seattle	Seattle	12977	\$0.00	\$0.00
Gethsemane Lutheran Church	Seattle	04939	\$0.00	\$0.00
Gift of Grace Lutheran Church	Seattle	12989	\$0.00	\$0.00
Grace Chinese Lutheran Church of Seattle	Seattle	30503	\$0.00	\$0.00
Immanuel Lutheran Church	Seattle	12980	\$0.00	\$0.00
Lakeridge Lutheran Church	Seattle	12981	\$0.00	\$0.00
Luther Memorial Lutheran Church	Seattle	04942	\$0.00	\$0.00
Magnolia Lutheran Church	Seattle	04943	\$0.00	\$0.00
Maple Leaf Lutheran Church	Seattle	12982	\$0.00	\$0.00
Ministry to Chinese Students & Scholars	Seattle	30889	\$0.00	\$0.00
Our Redeemer's Lutheran Church	Seattle	04944	\$0.00	\$0.00
Peace Lutheran Church	Seattle	04945	\$0.00	\$0.00
Phinney Ridge Lutheran Church	Seattle	12983	\$0.00	\$0.00
Queen Anne Lutheran Church	Seattle	12985	\$0.00	\$1,530.00
Seattle Covenant Community Fellowship	Seattle	31149	\$0.00	\$0.00
St John United Lutheran Church	Seattle	30537	\$0.00	\$0.00
University Lutheran Church	Seattle	04952	\$0.00	\$0.00
Bethlehem Lutheran Church	Sedro Woolley	04861	\$0.00	\$0.00
Bethel Lutheran Church	Shoreline	12971	\$0.00	\$0.00
First Lutheran Church of Richmond Beach	Shoreline	12962	\$0.00	\$0.00
Prince of Peace Lutheran Church	Shoreline	04946	\$0.00	\$0.00
Peace Lutheran Church	Silvana	12993	\$0.00	\$0.00
Christ the King Lutheran Church	Snohomish	12998	\$0.00	\$0.00
Good Shepherd Lutheran Church	Snohomish	12849	\$0.00	\$0.00
Freeborn Lutheran Church	Stanwood	12834	\$0.00	\$0.00
Shepherd of the Valley Lutheran Church	Startup	16186	\$0.00	\$0.00
Vashon Lutheran Church	Vashon	13041	\$0.00	\$0.00
Wooden Cross Lutheran Church	Woodinville	16092	\$0.00	\$0.00
Total: 97			\$4,005.67	\$31,160.22

Northwest Washington Synod of the ELCA
Designated Gifts/Receipts from Congregations
10/31/25

Gift Number	Gift Name	MTD Gifts	YTD Gifts
742	1st Call Travel Equalizat	\$0.00	\$1,200.00
DDG0083	Ammparo	\$0.00	\$935.54
GCS2052	Andrew/Sarah Wilson	\$0.00	\$1,200.00
248	Assembly:NWWA	\$0.00	\$30,745.00
216	Bethany Home	\$0.00	\$125.00
2012	Bishop's Convo	\$0.00	\$6,749.00
246	Bishops Caring:NWWA	\$0.00	\$1,000.00
719	Camp Lutherwood	\$0.00	\$92.00
2003	Candidacy Process	\$0.00	\$1,300.00
274	Chapel of Steadfast	\$0.00	\$335.00
SPG0001	Churchwide Only gift	\$0.00	\$100.00
701	Continuing Education	\$0.00	\$791.67
DDG0060	Disaster Response Fund	\$166.67	\$5,673.81
DDG0010	Domestic Disaster Respons	\$0.00	\$4,090.94
IDG0103	E. Europe Crisis/Ukraine	\$0.00	\$505.50
249	El Camino de Emaus	\$300.00	\$1,500.00
261	Faith Action Network	\$0.00	\$1,014.00
DDG0069	Flooding - US	\$0.00	\$1,881.00
GCS1000	Global Mission	\$50.00	\$450.00
IDG0016	International Disaster	\$0.00	\$725.00
746	LIRS/Global Refuge	\$166.67	\$7,945.54
2015	LMF/SALM	\$0.00	\$750.00
4	LWR-A5	\$5,912.00	\$30,744.97
725	Luth Counseling Netw	\$0.00	\$203.25
707	Lutheran Community Svcs	\$0.00	\$605.00
2013	May Youth Weekend	\$0.00	\$27,930.00
201	Misc Gift-NWWA	\$0.00	\$14,841.45
202	Open Door Ministries	\$0.00	\$24.60
210	Racial Equity	\$0.00	\$400.00
WHG0048	Refugees	\$0.00	\$2,000.00
2014	Saratov Russia	\$0.00	\$3,000.00
WHG0109	Share of water well	\$0.00	\$3,000.00
DDG0077	U.S. Wildfires	\$0.00	\$3,150.00
MSG0666	Wang, Dorcas	\$0.00	\$2,655.00
WHG0038	World Hunger	\$4,005.67	\$31,160.22
		<u>\$10,601.01</u>	<u>\$188,823.49</u>

Monthly Treasurer & Financial Report | October 2025

Region 1 ELCA Comparison of Mission Support From 02/01 through 10/31

Congregation	Location	PIN	3 year average				Above	Intent	(Increase	% Increase	(Increase	% Increase	
			2022	2023	2024	2022-2024	2025		(Below)	from last year	(Decrease)	from 2022	(Decrease)
Northwest Washington Synod of the ELCA													
Anacortes Lutheran Church	Anacortes	12788	10,500.00	10,500.00	12,380.00	11,126.67	12,000.00	873.33	0.00	(380.00)	-3.07%	1,500.00	14.29%
Celebration Lutheran Church	Anacortes	30377	3,012.40	2,930.70	3,384.51	3,109.20	3,113.79	4.59	0.00	(270.72)	-8.00%	101.39	3.37%
Our Saviour's Lutheran Church	Arlington	12791	4,500.00	6,050.00	4,950.00	5,166.67	5,150.50	(16.17)	0.00	200.50	4.05%	650.50	14.46%
Bethany Lutheran Church	Bainbridge Islar	4927	35,000.00	31,500.00	31,500.00	32,666.67	31,500.00	(1,166.67)	0.00	0.00	0.00%	(3,500.00)	-10.00%
Cross of Christ Lutheran Church	Bellevue	12799	6,049.98	6,275.00	6,075.00	6,133.33	5,025.00	(1,108.33)	0.00	(1,050.00)	-17.28%	(1,024.98)	-16.94%
Holy Cross Lutheran Church	Bellevue	12800	277.69	191.91	0.00	156.53	0.00	(156.53)	0.00	0.00	NA	(277.69)	-100.00%
Saint Andrew's Lutheran Church	Bellevue	4929	14,999.67	14,381.28	14,381.28	14,587.41	14,381.28	(206.13)	0.00	0.00	0.00%	(618.39)	-4.12%
St Luke's Lutheran Church	Bellevue	12801	10,125.00	10,125.00	9,000.00	9,750.00	10,125.00	375.00	0.00	1,125.00	12.50%	0.00	0.00%
Christ the Servant Lutheran Church	Bellingham	7371	20,719.00	19,971.00	22,331.25	21,007.08	25,729.00	4,721.92	0.00	3,397.75	15.22%	5,010.00	24.18%
Echoes	Bellingham	31038	1,200.00	1,300.00	1,400.00	1,300.00	0.00	(1,300.00)	0.00	(1,400.00)	-100.00%	(1,200.00)	-100.00%
Faith Lutheran Church	Bellingham	4852	5,400.00	4,600.00	4,500.00	4,833.33	4,975.00	141.67	0.00	475.00	10.56%	(425.00)	-7.87%
Our Saviour's Lutheran Church	Bellingham	12803	3,020.72	0.00	0.00	1,006.91	0.00	(1,006.91)	0.00	0.00	NA	(3,020.72)	-100.00%
First Lutheran Church	Bothell	12805	27,322.74	17,448.46	25,340.84	23,370.68	30,084.82	6,714.14	0.00	4,743.98	18.72%	2,762.08	10.11%
Edison Lutheran Church	Bow	12835	10,035.54	10,874.97	10,875.06	10,595.19	10,875.06	279.87	0.00	0.00	0.00%	839.52	8.37%
Glendale Lutheran Church	Burien	12978	0.00	0.00	0.00	0.00	0.00	0.00	0.00	0.00	NA	0.00	NA
Burlington Lutheran Church	Burlington	12810	1,874.97	1,874.97	2,250.00	1,999.98	2,250.00	250.02	0.00	0.00	0.00%	375.03	20.00%
El Camino de Emaus Lutheran Church	Burlington	30640	900.00	1,200.00	400.00	833.33	600.00	(233.33)	0.00	200.00	50.00%	(300.00)	-33.33%
Camano Lutheran Church	Camano Island	13015	5,247.00	5,517.00	5,517.00	5,427.00	5,850.00	423.00	0.00	333.00	6.04%	603.00	11.49%
Shepherd of the Hills Lutheran Church	Concrete	12824	500.00	0.00	0.00	166.67	0.00	(166.67)	0.00	0.00	NA	(500.00)	-100.00%
Zion Lutheran Church	Custer	12857	3,375.00	2,566.00	1,737.00	2,559.33	1,985.00	(574.33)	0.00	248.00	14.28%	(1,390.00)	-41.19%
Graec Lutheran Church	Des Moines	12904	14,325.97	14,325.97	15,565.20	14,739.05	15,150.00	410.95	0.00	(415.20)	-2.67%	824.03	5.75%
Edmonds Lutheran Church	Edmonds	30665	16,666.66	18,000.00	18,000.00	17,555.55	19,000.00	1,444.45	0.00	1,000.00	5.56%	2,333.34	14.00%
Central Lutheran Church	Everett	12848	6,405.34	7,940.21	7,530.30	7,291.95	6,973.77	(318.18)	0.00	(556.53)	-7.39%	568.43	8.87%
Faith Lutheran Church	Everett	4854	6,077.97	7,115.62	36,338.99	16,510.86	5,738.37	(10,772.49)	0.00	(30,600.62)	-84.21%	(339.60)	-5.59%
Family & Friends Gathering	Everett	31387	300.00	2,000.00	0.00	766.67	0.00	(766.67)	0.00	0.00	NA	(300.00)	-100.00%
Iglesia Luterana Fe Y Esperanza	Everett	31178	0.00	0.00	0.00	0.00	0.00	0.00	0.00	0.00	NA	0.00	NA
Our Savior's Lutheran Church	Everett	12850	34,541.70	30,000.00	27,000.00	30,513.90	27,000.00	(3,513.90)	0.00	0.00	0.00%	(7,541.70)	-21.83%
Trinity Evangelical Lutheran Church	Everett	4855	9,400.86	6,803.94	5,256.00	7,153.60	4,174.00	(2,979.60)	0.00	(1,082.00)	-20.59%	(5,226.86)	-55.60%
Zion Lutheran Church	Everett	4856	700.00	300.00	700.00	566.67	0.00	(566.67)	0.00	(700.00)	-100.00%	(700.00)	-100.00%
Clearbrook Lutheran Church	Everson	4858	211.50	0.00	0.00	70.50	0.00	(70.50)	0.00	0.00	NA	(211.50)	-100.00%
Immanuel Lutheran Church	Everson	12852	3,120.00	3,120.00	2,889.00	3,043.00	1,926.00	(1,117.00)	0.00	(963.00)	-33.33%	(1,194.00)	-38.27%
Christ Lutheran Church	Ferndale	12856	17,144.00	22,585.00	17,584.63	19,104.54	17,525.00	(1,579.54)	0.00	(59.63)	-0.34%	381.00	2.22%
Trinity Lutheran Church	Freeland	12860	31,996.50	31,996.50	32,244.05	32,079.02	0.00	(32,079.02)	0.00	(32,244.05)	-100.00%	(31,996.50)	-100.00%
Our Savior Lutheran Church	Isaquah	12873	9,688.82	10,427.20	12,849.61	10,988.54	9,077.29	(1,911.25)	0.00	(3,772.32)	-29.36%	(611.53)	-6.31%
Northlake Lutheran Church	Kenmore	12877	1,902.00	1,290.00	972.00	1,388.00	2,535.00	1,147.00	0.00	1,563.00	160.80%	633.00	33.28%
Kent Lutheran Church	Kent	12880	15,600.00	13,500.00	13,500.00	14,200.00	14,625.00	425.00	0.00	1,125.00	8.33%	(975.00)	-6.25%
Holy Spirit Lutheran Church	Kirkland	4954	51,864.25	55,483.92	54,887.61	54,078.59	68,121.97	14,043.38	0.00	13,234.36	24.11%	16,257.72	31.35%
Salt House	Kirkland	31271	15,209.00	40,123.24	16,572.72	23,968.32	16,102.40	(7,865.92)	0.00	(470.32)	-2.84%	893.40	5.87%
Ebenezer Lutheran Church	Lake Stevens	4857	12,455.20	11,419.62	13,524.62	12,466.48	13,960.55	1,494.07	0.00	438.93	3.22%	1,505.35	12.09%
Holy Cross Lutheran Church	Lake Stevens	7659	300.00	450.00	0.00	250.00	0.00	(250.00)	0.00	0.00	NA	(300.00)	-100.00%

Monthly Treasurer & Financial Report | October 2025

Lutheran Church in the San Juans	Lopez Island	16075	11,494.33	11,325.00	7,259.00	10,026.11	5,268.00	(4,758.11)	0.00	(1,991.00)	-27.43%	(6,226.33)	-54.17%
Hope Lutheran Church	Lynden	4862	1,500.00	0.00	750.00	750.00	1,125.00	375.00	0.00	375.00	50.00%	(375.00)	-25.00%
Gloria Dei Lutheran Church	Lynnwood	12765	5,249.97	4,666.64	5,249.97	5,055.53	5,250.01	194.48	0.00	0.04	0.00%	0.04	0.00%
Trinity Lutheran Church	Lynnwood	12897	50,895.00	63,362.25	65,925.00	60,060.75	52,559.04	(7,501.71)	0.00	(13,365.96)	-20.27%	1,664.04	3.27%
Shepherd of the Valley Lutheran Church	Maple Valley	12900	6,840.22	4,809.57	6,246.05	5,965.28	3,026.14	(2,939.14)	0.00	(3,219.91)	-51.55%	(3,814.08)	-55.76%
Bethlehem Lutheran Church	Marysville	12901	0.00	0.00	1,000.00	333.33	900.00	566.67	0.00	(1,000.00)	-10.00%	900.00	NA
Holy Trinity Lutheran Church	Mercer Island	4832	10,501.00	10,501.00	9,335.00	10,112.33	10,500.69	388.36	0.00	1,165.69	12.49%	(0.31)	0.00%
Advent Lutheran Church	Mill Creek	7587	20,897.00	19,609.20	16,059.50	18,655.23	21,236.59	2,381.36	0.00	5,177.09	32.24%	339.59	1.63%
Morning Star Evan. Lutheran Church	Monroe	30274	4,003.92	4,160.61	4,224.77	4,129.77	2,469.67	(1,660.10)	0.00	(1,755.10)	-41.54%	(1,594.25)	-38.32%
Fir-Conway Lutheran Church	Mount Vernon	12826	2,338.00	3,320.00	2,480.00	2,696.00	4,200.00	1,504.00	0.00	1,770.00	72.84%	1,862.00	79.64%
First Evangelical Lutheran Church	Mount Vernon	12910	8,910.00	8,910.00	8,910.00	8,910.00	4,455.00	(4,455.00)	0.00	(4,455.00)	-50.00%	(4,455.00)	-50.00%
Salem Lutheran Church	Mount Vernon	4859	7,500.00	7,500.00	3,750.00	6,250.00	7,500.00	1,250.00	0.00	3,750.00	100.00%	0.00	0.00%
Bethesda Lutheran Church	Mountlake Terrace	12909	694.50	2,578.83	0.00	1,091.11	0.00	(1,091.11)	0.00	0.00	NA	(694.50)	-100.00%
Pointe of Grace Lutheran Church	Mukilteo	31281	16,677.12	16,983.49	16,969.96	16,873.52	14,298.75	(2,574.77)	0.00	(2,661.21)	-15.69%	(2,378.37)	-14.26%
Mount St. Lutheran Church	North Bend	12916	6,254.69	4,722.96	5,831.12	5,602.92	5,516.24	(86.68)	0.00	(314.88)	-5.40%	(738.45)	-11.81%
Faith Lutheran Church	North Lakewood	12889	1,350.00	1,500.00	1,200.00	1,350.00	2,475.50	1,125.50	0.00	1,275.50	106.29%	1,125.50	83.37%
Oak Harbor Lutheran Church	Oak Harbor	12918	15,807.61	17,000.07	17,397.06	16,734.91	17,243.84	508.93	0.00	(153.22)	-0.88%	1,436.23	9.09%
Trinity Community Lutheran Church	Point Roberts	7761	225.00	225.00	225.00	225.00	225.00	0.00	0.00	0.00	0.00%	0.00	0.00%
Faith Lutheran Church	Redmond	4833	6,000.00	3,180.00	4,080.00	4,403.33	6,963.00	2,559.67	0.00	2,933.00	72.78%	963.00	16.05%
Cross and Crown Lutheran Church	Renton	12959	1,918.25	1,889.23	3,076.35	2,294.61	0.00	(2,294.61)	0.00	(3,076.35)	-100.00%	(1,918.25)	-100.00%
Grace Chinese Lutheran Church of Seattle	Renton	30796	1,500.00	2,000.00	1,500.00	1,666.67	0.00	(1,666.67)	0.00	(1,500.00)	-100.00%	(1,500.00)	-100.00%
Lord of Life Lutheran Church	Renton	16007	8,267.87	7,471.88	7,876.66	7,872.14	7,844.05	(28.09)	0.00	(32.61)	-0.41%	(423.82)	-5.13%
Nativity Lutheran Church	Renton	4806	500.00	0.00	0.00	166.67	3,789.91	3,623.24	0.00	3,789.91	NA	3,289.91	657.98%
St. Matthew's Lutheran Church	Renton	4934	21,505.00	31,125.00	19,082.00	23,904.00	6,029.00	(17,875.00)	0.00	(13,053.00)	-68.40%	(15,476.00)	-71.96%
North Cascades Wild Church	Rockport	31383	0.00	0.00	0.00	0.00	0.00	0.00	0.00	0.00	NA	0.00	NA
Sammamish Hills Lutheran Church	Sammamish	16121	22,079.67	17,852.04	25,467.06	21,799.59	15,472.92	(6,326.67)	0.00	(9,994.14)	-39.24%	(6,606.75)	-29.92%
Shepherd of the Hills Lutheran Church	Sammamish	16419	1,200.00	0.00	0.00	400.00	0.00	(400.00)	0.00	0.00	NA	(1,200.00)	-100.00%
Prince of Peace Lutheran Church	SeaTac	12984	11,000.00	8,880.00	10,000.00	9,960.00	9,000.00	(960.00)	0.00	(1,000.00)	-10.00%	(2,000.00)	-18.18%
Ballard First Lutheran Church	Seattle	12970	26,091.70	24,435.00	24,374.97	24,967.22	31,166.67	6,199.45	0.00	6,791.70	27.86%	5,074.97	19.45%
Bethel Chinese Lutheran Church	Seattle	16130	500.00	0.00	0.00	166.67	0.00	(166.67)	0.00	0.00	NA	(500.00)	-100.00%
Central Lutheran Church of the Holy Trinity	Seattle	4837	18,170.91	17,886.84	17,548.20	17,868.65	19,038.54	1,169.89	0.00	1,490.34	8.49%	867.63	4.77%
Church of Steadfast Love	Seattle	30775	0.00	5,000.00	2,000.00	2,333.33	(2,000.00)	(4,333.33)	0.00	(4,000.00)	-200.00%	(2,000.00)	NA
Church of the Apostles	Seattle	30573	7,650.00	7,650.00	9,985.00	8,428.33	10,000.00	1,571.67	0.00	15.00	0.15%	2,350.00	30.72%
Columbia City Church of Hope	Seattle	30888	3,802.18	5,686.55	4,284.00	4,590.91	10,820.32	6,229.41	0.00	6,536.32	152.58%	7,018.14	184.58%
Emmaus Table #7400 Woodlawn	Seattle	31189	1,242.21	0.00	2,800.00	1,347.40	2,453.36	1,105.96	0.00	(346.64)	-12.38%	1,211.15	97.50%
Faith Lutheran Church	Seattle	12976	18,344.12	21,039.08	18,937.13	19,440.11	25,032.46	5,592.35	0.00	6,095.33	32.19%	6,688.34	36.46%
First Lutheran Church of West Seattle	Seattle	12977	0.00	100.00	100.00	66.67	500.00	433.33	0.00	400.00	400.00%	500.00	NA
Gethsemane Lutheran Church	Seattle	4939	14,715.54	9,313.67	13,875.29	12,634.83	7,428.24	(5,206.59)	0.00	(6,447.05)	-46.46%	(7,287.30)	-49.52%
Gift of Grace Lutheran Church	Seattle	12989	0.00	700.00	1,300.00	666.67	0.00	(666.67)	0.00	(1,300.00)	-100.00%	0.00	NA
Grace Chinese Lutheran Church of Seattle	Seattle	30503	2,400.00	3,600.00	2,400.00	2,800.00	4,800.00	2,000.00	0.00	2,400.00	100.00%	2,400.00	100.00%
Immanuel Lutheran Church	Seattle	12980	10,034.52	11,264.44	7,660.89	9,653.28	8,098.24	(1,555.04)	0.00	437.35	5.71%	(1,936.28)	-19.30%
Lakeridge Lutheran Church	Seattle	12981	0.00	0.00	3,000.00	1,000.00	3,000.00	2,000.00	0.00	0.00	0.00%	3,000.00	NA
Luther Memorial Lutheran Church	Seattle	4842	7,271.03	3,465.54	4,933.00	5,223.19	5,196.00	(27.19)	0.00	263.00	5.33%	(2,075.00)	-28.54%
Magnolia Lutheran Church	Seattle	4943	10,900.00	11,800.00	12,700.00	11,800.00	16,500.00	4,700.00	0.00	3,800.00	29.92%	5,600.00	51.38%
Maple Leaf Lutheran Church	Seattle	12982	4,384.00	5,679.50	6,480.00	5,464.50	5,614.20	149.70	0.00	(815.80)	-12.69%	1,330.20	31.05%
Ministry to Chinese Students & Scholars	Seattle	30889	0.00	200.00	0.00	66.67	0.00	(66.67)	0.00	0.00	NA	0.00	NA
Our Redeemer's Lutheran Church	Seattle	4944	28,142.27	25,627.32	21,983.80	25,251.13	22,072.67	(3,178.46)	0.00	88.87	0.40%	(6,069.60)	-21.57%
Peace Lutheran Church	Seattle	4945	17,362.25	17,467.40	18,492.73	17,774.13	15,931.19	(1,842.94)	0.00	(2,561.54)	-13.85%	(1,431.06)	-8.24%
Phinney Ridge Lutheran Church	Seattle	12983	57,084.02	55,029.58	45,788.86	52,634.15	54,421.59	1,787.44	0.00	8,632.73	18.85%	(2,662.43)	-4.66%
Queen Anne Lutheran Church	Seattle	12985	14,625.00	16,250.00	16,250.00	15,708.33	16,250.00	541.67	0.00	0.00	0.00%	1,625.00	11.11%

Monthly Treasurer & Financial Report | October 2025

Seattle Covenant Community Fellowship	Seattle	3111	0.00	0.00	0.00	0.00	0.00	0.00	0.00	0.00	0.00	NA	0.00	NA
St John United Lutheran Church	Seattle	30537	8,416.68	7,584.94	9,246.60	8,416.07	4,950.00	(3,466.07)	0.00	(4,296.60)	-46.47%	(3,466.68)	-41.19%	
University Lutheran Church	Seattle	4952	22,784.03	22,041.24	25,391.23	23,405.50	29,808.85	6,403.35	0.00	4,417.62	17.40%	7,024.82	30.83%	
Bethlehem Lutheran Church	Sedro Woolley	4861	3,375.00	3,375.00	3,750.00	3,500.00	3,375.00	(125.00)	0.00	(375.00)	-10.00%	0.00	0.00%	
Bethel Lutheran Church	Shoreline	12971	6,500.00	5,850.00	5,200.00	5,850.00	6,500.00	650.00	0.00	1,300.00	25.00%	0.00	0.00%	
First Lutheran Church of Richmond Beach	Shoreline	12962	8,242.51	8,380.48	9,296.51	8,639.83	8,610.96	(28.87)	0.00	(685.55)	-7.37%	368.45	4.47%	
Prince of Peace Lutheran Church	Shoreline	4946	5,864.25	5,509.97	7,690.27	6,354.83	6,647.51	292.68	0.00	(1,042.76)	-13.56%	783.26	13.36%	
Peace Lutheran Church	Silvana	12995	2,475.00	2,700.00	2,600.00	2,591.67	3,150.00	558.33	0.00	550.00	21.15%	675.00	27.27%	
Christ the King Lutheran Church	Snohomish	12998	18,859.02	20,695.87	22,840.75	20,791.88	23,503.00	2,711.12	0.00	662.25	2.90%	4,663.98	24.76%	
Good Shepherd Lutheran Church	Snohomish	12849	1,485.00	1,485.00	1,650.00	1,540.00	2,500.00	960.00	0.00	850.00	51.52%	1,015.00	68.35%	
Freeborn Lutheran Church	Stanwood	12834	0.00	0.00	0.00	0.00	0.00	0.00	0.00	0.00	NA	0.00	NA	
Shepherd of the Valley Lutheran Church	Startup	16186	0.00	0.00	0.00	0.00	0.00	0.00	0.00	0.00	NA	0.00	NA	
Vashon Lutheran Church	Vashon	13041	2,000.00	1,000.00	1,000.00	1,333.33	0.00	(1,333.33)	0.00	(1,000.00)	-100.00%	(2,000.00)	-100.00%	
Wooden Cross Lutheran Church	Woodinville	16092	7,008.61	6,362.76	5,691.92	6,354.43	6,464.20	109.77	0.00	772.28	13.57%	(544.41)	-7.77%	
Hope Church	Lake Stevens	31480	0.00	0.00	0.00	0.00	1,800.00	1,800.00	0.00	1,800.00	NA	1,800.00	NA	
Misc		99992	0.00	0.00	0.00	0.00	5,789.91	5,789.91	0.00	5,789.91	NA	5,789.91	NA	
			986,688.48	1,004,940.46	1,004,422.32	996,683.75	952,325.06	(53,948.60)	0.00	(59,687.17)	-5.94%	(41,953.33)	-4.25%	