



Diocese of Athabasca

## Sunday School Lesson Plan – Sunday, December 14, 2025

Here's a **Sunday School Lesson Plan** for young children (ages 4–8) and some activities for older children using the **Revised Common Lectionary readings** for **December 14, 2025 – Third Sunday of Advent (Year A)** Bible Verses: Is 35:1-10; Ps 146: 4-9; Jas 5:7-10; Mt 11:2-11.

Theme: *Rejoicing and Waiting with Hope*

---

### Lesson Title:

**“Joy is Coming!”**

---

### Theme / Big Idea:

We wait for Jesus with *joy* and *hope*, knowing God is making all things new.

---

### Lesson Focus for Kids:

Even when things are hard or we must wait, God's promises bring us joy. Jesus is the one we've been waiting for!

---

### Scripture Readings (Kid-Friendly Language):

**Isaiah 35:1–10**

One day, God will make the dry desert bloom with flowers! The people will sing with joy because God is coming to save them and make everything right again.

## **Psalm 146:4–9**

We can always trust God! God helps people who are sad, hungry, or need care. God watches over everyone with love.

## **James 5:7–10**

Be patient and wait for God’s promises, like a farmer waits for rain to grow crops. God always keeps His word.

## **Matthew 11:2–11**

John the Baptist heard what Jesus was doing and asked if He was the one God promised. Jesus told John’s friends to tell him what they saw—people being healed, the blind seeing, and good news shared with the poor!

---



## **Welcome & Opening Prayer / Circle Time:**

### **Welcome Activity:**

Invite children to share about something they’ve had to *wait for* (like a birthday, Christmas, or a visit from family). Talk about how waiting can be hard—but also exciting!

### **Opening Prayer:**

“Dear God, thank You for this happy day. Help us to wait for Jesus with joy and hope in our hearts. Amen.”

---



## **Memory Verse:**

**“Be patient, because the Lord is coming soon.” – James 5:8**

*Practice saying it together with gentle hand motions—like “waiting” (hands together), “Lord” (point up), and “coming soon” (run hands forward).*

---



## **Bible Story Time:**

### **Tell the Story:**

Use a storytelling tone and simple visuals (like desert pictures turning into flowers).

- The desert was dry and empty—but God promised it would bloom!
- People who were sad or afraid would be happy again.
- John the Baptist wanted to know if Jesus was the one they were waiting for.
- Jesus said, “Look! The blind can see! The sick are healed! The poor hear good news!”
- That means—yes! Jesus is the one!

### **Talk About It:**

- What makes you happy?
- How do you feel when you have to wait for something good?
- What good things does Jesus bring?



## **Craft / Activity: “Blooming Desert Flowers”**

### **Supplies:**

- Coffee filters or white paper circles
- Washable markers
- Spray bottle with water
- Green paper for stems
- Glue sticks

### **Instructions:**

1. Colour coffee filters with bright colours.
2. Lightly mist with water and let colours spread like blooming flowers.
3. Glue onto stems to make a “blooming desert.”
4. Write “Joy is Coming!” or the memory verse on the stem.

*Talk about how God makes new life grow even in dry places.*



## **Game: “Wait and See”**

### **How to Play:**

- Have the children line up.
- One leader calls “Wait!” (everyone freezes) and then “Go!” (everyone jumps or dances).
- Mix it up—sometimes make them wait a long time before saying “Go!”
- Afterward, talk about how waiting can be hard—but God’s timing brings joy!

## **Song Suggestions:**

- “Rejoice in the Lord Always”
  - “This Little Light of Mine”
  - “I’ve Got the Joy, Joy, Joy, Joy”
  - “O Come, O Come Emmanuel” (short simple verse)
- 

## **Snack Suggestions:**

- **Fruit flowers** (apple slices or oranges shaped like petals)
  - **“Joy juice”** (small cups of grape or apple juice)
  - **Crackers and cheese** – simple and joyful shared snack
- 

## **Wrap Up & Reflections:**

Gather children in a circle and ask:

- What did we learn today?
- What are we waiting for this Advent?
- How can we show joy while we wait?

Say together:

“God gives us joy while we wait for Jesus!”

---

## **Closing Prayer:**

“Loving God, thank You for sending Jesus to bring joy and hope. Help us to wait patiently and share Your love with others this week. Amen.”

---

## **Take-Home Idea:**

Send home a small **“Joy Countdown Chain”**—a paper chain with seven loops (one for each day until next Sunday). On each link, a family can write one thing that brings them joy as they wait for Christmas.



## Teacher Notes:

- Advent 3 is often called **Gaudete Sunday** (Rejoice Sunday).
  - The liturgical colour is **pink or rose**—a symbol of joy in the midst of waiting.
  - Focus on helping children understand *hope and joy* as feelings we carry while waiting for Jesus.
  - Keep the tone gentle, bright, and warm. Encourage joyful participation.
-

# Joy is Coming!

Third Sunday of Advent




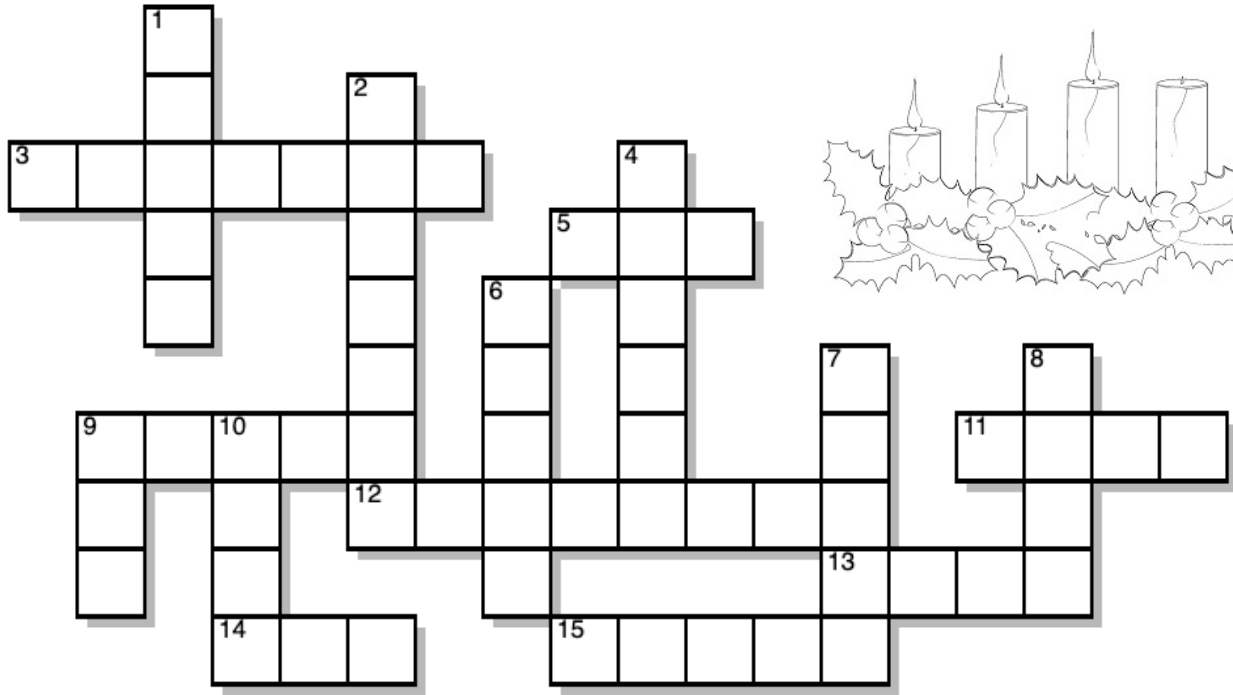
# Joy is Coming!

Third Sunday of Advent



# Joy is Coming!

Third Sunday of Advent

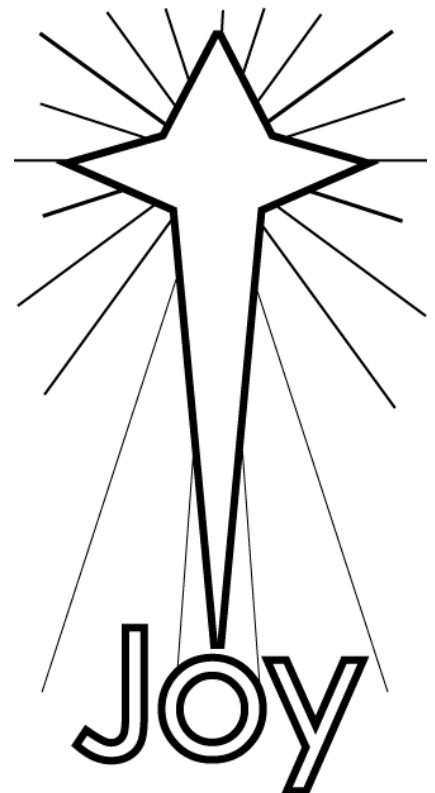


## ACROSS

- 3 Blossoms
- 5 Not Old
- 9 Son of God
- 11 Hesitate
- 12 Thrilling
- 13 Opposite of despair
- 14 Jehovah
- 15 Have no doubt

## DOWN

- 1 Blossom
- 2 Covenant
- 4 Waste land
- 6 Shake a leg
- 7 Not wrong
- 8 Redeem
- 9 Delight
- 10 Chant





# Joy is Coming!

Third Sunday of Advent

G T R E S E D B E J R  
F N B L O O M P G O D  
L P I S R T O P Y J T  
O E A T R H R J M Q L  
W V C U I O S U S E J  
E T S N M C T H G I R  
R T I I A J X N W M L  
S L S A O D I E P R D  
T E X Y W S N J N J W

Joy  
Hope  
God  
New  
Jesus  
Wait  
Promise  
Bloom

Flowers  
Sing  
Dance  
Save  
Right  
Trust  
Exciting  
Desert




# Joy is Coming!

## Third Sunday of Advent

Each letter in the phrase has been replaced with a random number. Try to decode the message.

A	B	C	D	E	F	G	H	I	J	K	L	M	N	O	P	Q	R	S	T	U	V	W	X	Y	Z

22 11 2 19 16 15 21 2 18 1 2 20 20  
 8 1 21 22 11 2 21 18 23  
 15 8 1 21 20 11 8 15 15 3 2  
 4 15 8 21 ; 22 11 2 21 2 20 2 18 22  
 20 11 8 15 15 18 2 14 10 16 13 2  
 8 1 21 3 15 10 20 20 10 5 ;  
 15 16 9 2 22 11 2 13 18 10 13 24 20  
 16 22 20 11 8 15 15  
 3 15 10 20 20 10 5  
 8 3 24 1 21 8 1 22 15 23 8 1 21  
 18 2 14 10 16 13 2 19 16 22 11  
 14 10 23 8 1 21  
 21 11 10 24 22 16 1 4



# Joy is Coming!

Third Sunday of Advent

Spot the differences. Can you find 7 differences?



### Crossword Key:

#### Across

- 3. Flowers
- 5. New
- 9. Jesus
- 11. Wait
- 12. Exciting
- 13. Hope
- 14. God
- 15. Trust

#### Down

- 1. Bloom
- 2. Promise
- 4. Desert
- 6. Dance
- 7. Right
- 8. Save
- 9. Joy
- 10. Sing

### Cryptogram Key:

Isaiah 35: 1-2 The wilderness and the dry land shall be glad; the desert shall rejoice and blossom; like the crocus, it shall blossom abundantly and rejoice with joy and shouting.

### Spot the Difference Key:

- 1. Missing flower in the middle at the bottom of second picture.
- 2. Missing sun rays in bottom picture.
- 3. Part of road missing in top picture.
- 4. Grass shoots missing on left in top picture.
- 5. Hill missing in bottom picture.
- 6. Smiley face on flower in bottom picture.
- 7. Dove missing in bottom picture.