



Diocese of Athabasca

## Sunday School Lesson Plan – Sunday, November 30, 2025

Here's a **Sunday School Lesson Plan** for young children (ages 4–8) using the **Revised Common Lectionary** readings for **November 30, 2025 – The First Sunday of Advent (Year A)** Bible Verses: Jer 23:1-6; C 19 (Luke 1:68-79); Col 1:11-20; Lk 23:33-43

## Sunday School Lesson Plan

**Date:** November 30, 2025

**Liturgical Season:** First Sunday of Advent (Preface of Advent – Year A)

**Readings:** Isaiah 2:1-5; Psalm 122; Romans 13:11-14; Matthew 24:36-44

---

### Lesson Overview

- **Title/Theme:** *“Jesus is Coming – Be Ready!”*
  - **Big Idea:** Advent is the season when we prepare our hearts for Jesus. Just like we get ready for a special guest, we get ready for Jesus through prayer, kindness, and hope.
  - **Lesson Focus for Kids:** Jesus promises to come again, and Advent is a joyful season of waiting and watching.
- 

### Scripture Readings (Kid-Friendly Language)

- **Isaiah 2:1-5** – One day, everyone will go to God’s house and learn His ways. People won’t fight anymore but will live in peace.
  - **Psalm 122** – “I was glad when they said, ‘Let us go to the house of the Lord!’” God’s house is full of joy and peace.
  - **Romans 13:11-14** – Wake up! Be ready! Live in God’s light, and show love to others.
  - **Matthew 24:36-44** – Jesus says we don’t know the exact time He will come, so we must always be ready, like waiting for a surprise guest.
- 

### Welcome & Opening Prayer (Circle Time)

- **Gathering:** Children sit in a circle. Light a blue (purple) Advent candle (or battery candle) as a symbol of hope.
  - **Prayer:**  
“Dear God, thank You for this new season of Advent. Help us to be ready and joyful as we wait for Jesus. Amen.”
- 

## ✨ Memory Verse

“Keep awake, for you do not know on what day your Lord is coming.”  
— *Matthew 24:42 (simplified)*

---

## 📖 Bible Story Time

- Use a children’s Bible or simple storytelling with props (a clock, a candle, a blanket).
  - Act it out: Pretend to sleep → “Wake up! Be ready, Jesus is coming!”
  - Emphasize: Advent is like waiting for the best surprise ever—Jesus!
- 

## 🎨 Craft/Activity

- **Advent Watch Candle Craft**
    - Materials: Paper plate, purple and pink construction paper, glue, crayons.
    - Children make an Advent wreath with paper candles. Write “Be Ready for Jesus” on it.
  - Alternative: **“Jesus is Coming” Watch** – Paper wristwatch with “Be Ready!” written on the face.
- 

## 🎲 Game

- **“Ready or Not!” Game**  
Like hide-and-seek. One child says, “Ready or not, here I come!” – remind them that Jesus said to always be ready, even when we don’t know the time.
  - Or: **Advent Charades** – act out things we do to “get ready” (cleaning, decorating, baking, praying, lighting candles).
-

## Song Suggestions

- “This Little Light of Mine”
  - “O Come, O Come Emmanuel” (first verse, simple)
  - “He’s Got the Whole World in His Hands”
  - “Come, Lord Jesus, Come” (simple Advent chorus)
- 

## Snack Suggestions

- Round crackers with cheese (like “wreaths”).
  - Purple grapes (Advent color).
  - Star-shaped cookies (reminder of Christmas star).
- 

## Wrap Up & Reflections

- Circle time reflection: “What is one way you can be ready for Jesus this week? (prayer, kindness, helping at home)”
  - Remind them: Advent is about waiting and watching with hope.
- 

## Closing Prayer

“Dear God, thank You for Jesus. Help us be ready and joyful as we wait for Him. Amen.”

---

## Take Home Idea

- Send home a small **Advent calendar page** with simple daily actions (pray, smile at someone, draw a picture of baby Jesus, light a candle with your family).
  - Memory verse card: *“Keep awake, for you do not know on what day your Lord is coming.”*
- 

## Teacher Notes

- First Sunday of Advent is the start of the church year.
- Focus less on “end times” and more on **joyful readiness**.
- Keep activities simple, tactile, and hope-filled.

You will find some examples of Advent Calendars.

### Ways to use your calendar:

1) In a space or shape on the calendar, write the name of someone for whom you are praying. Doodle around the name, add color. Think of each stroke of color or each doodled mark (line, dot, arc, spiral...) as a wordless prayer. If words come to you as you draw and color, pray them. When you have finished with your daily entry, say “Amen” or a short passage of Scripture appropriate to Advent like “The Lord is my light and my salvation.” (Psalm 27:1)

2) Write and ponder an Advent word—

*prepare, await, hope, pregnant, watch, darkness, longing, ...*—as you doodle and color.

3) Since Advent is a season of hope, write something you hope for each day. Offer that idea to God as you color and draw.

# Jesus is Coming – Be Ready!

First Sunday of Advent

BE READY  
FOR JESUS



# Jesus is Coming - Be Ready!

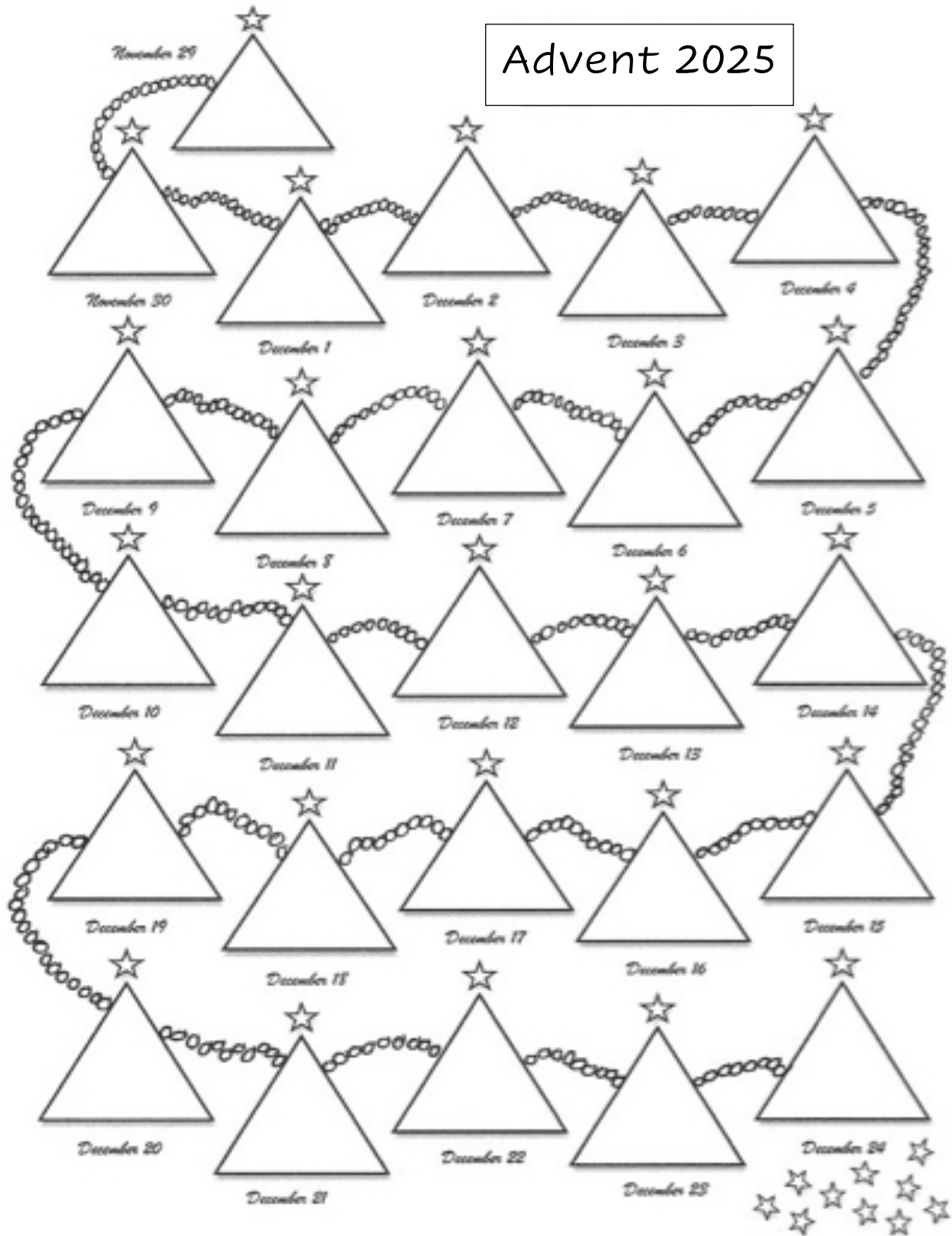
## First Sunday of Advent


T S I R H C S U S E J T W  
R W R E A T H D N L R K M  
E E Z T Y X R B M A Y D B  
Y L Y A T A X P E A C E T  
A D S J D N D H P J T S T  
R N P S L V J N G Q A L N  
P A N O E O E Y U M V Z Q  
G C V O Y N L N T S M Z D  
T E L F S K D S T E P O H  
Y Y U M X A I N B M V G L  
D L D B G R E J I L D T N  
N O J V H Z W S O K U L M  
G M K C D J N B Z Y Q E L

Advent  
Sunday  
Jesus  
Heart  
Prayer  
Kindness  
Hope  
Joyful  
Season

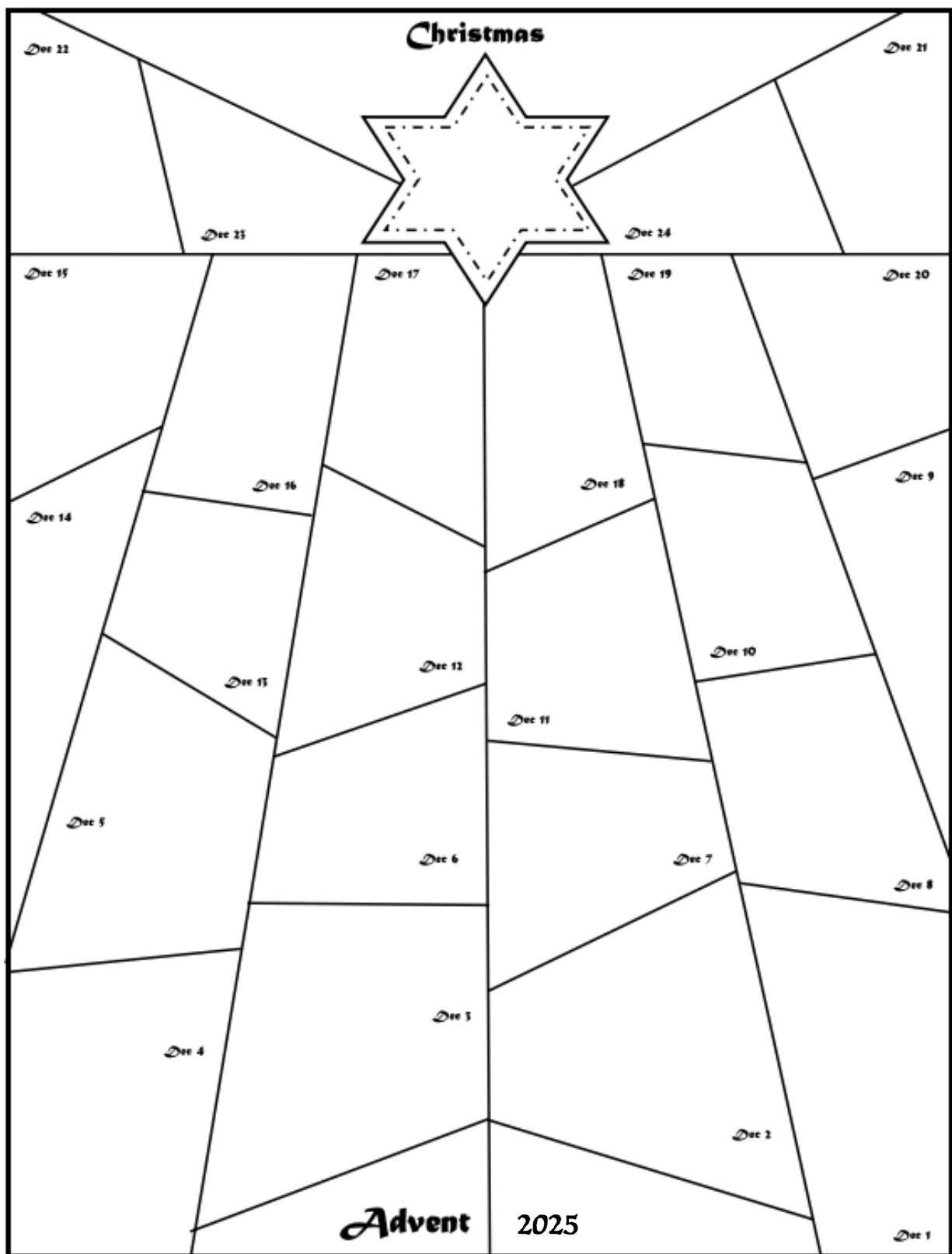
Christmas  
Christ  
Wreath  
Love  
God  
Peace  
Joy  
Blue  
Candle

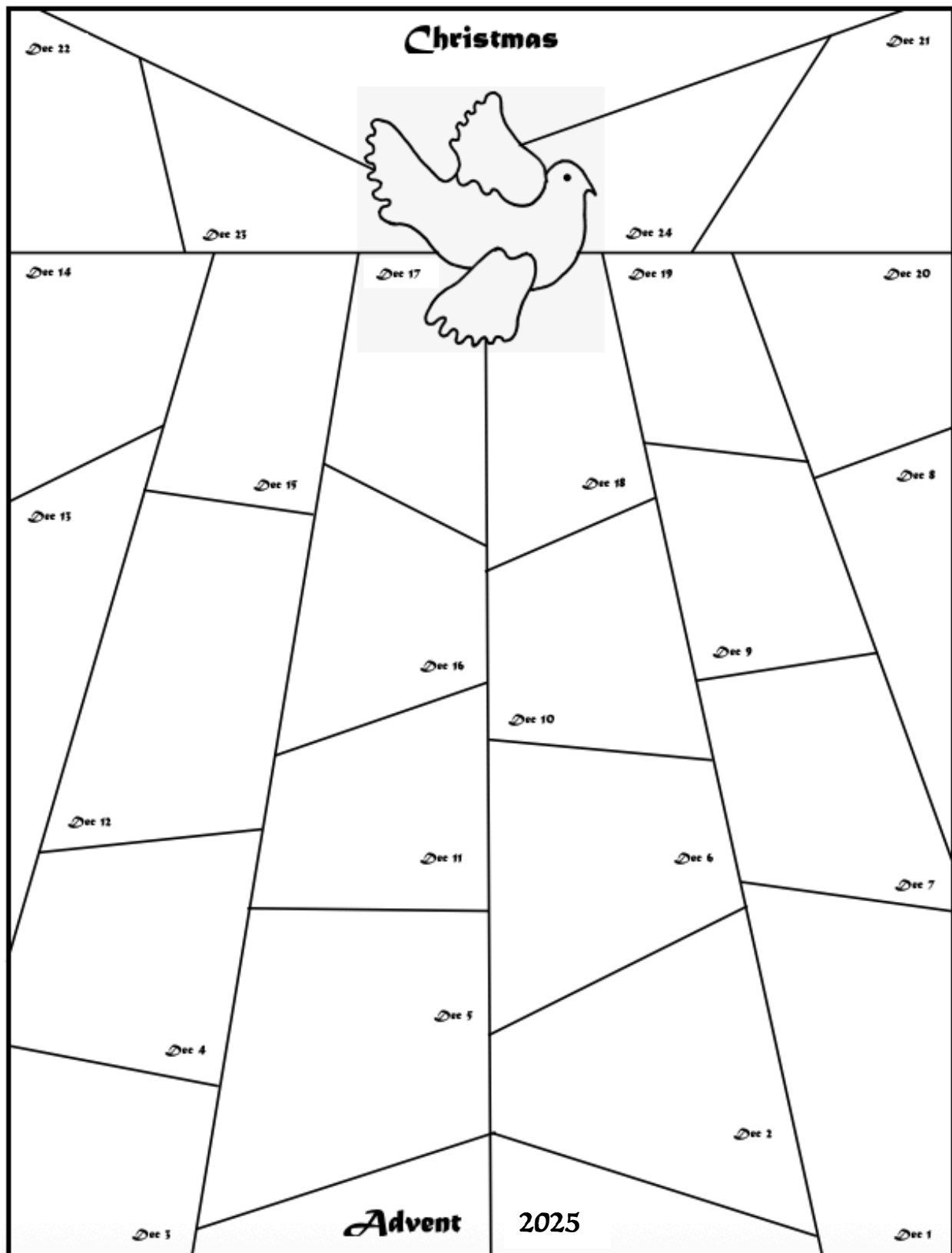
# Advent 2025





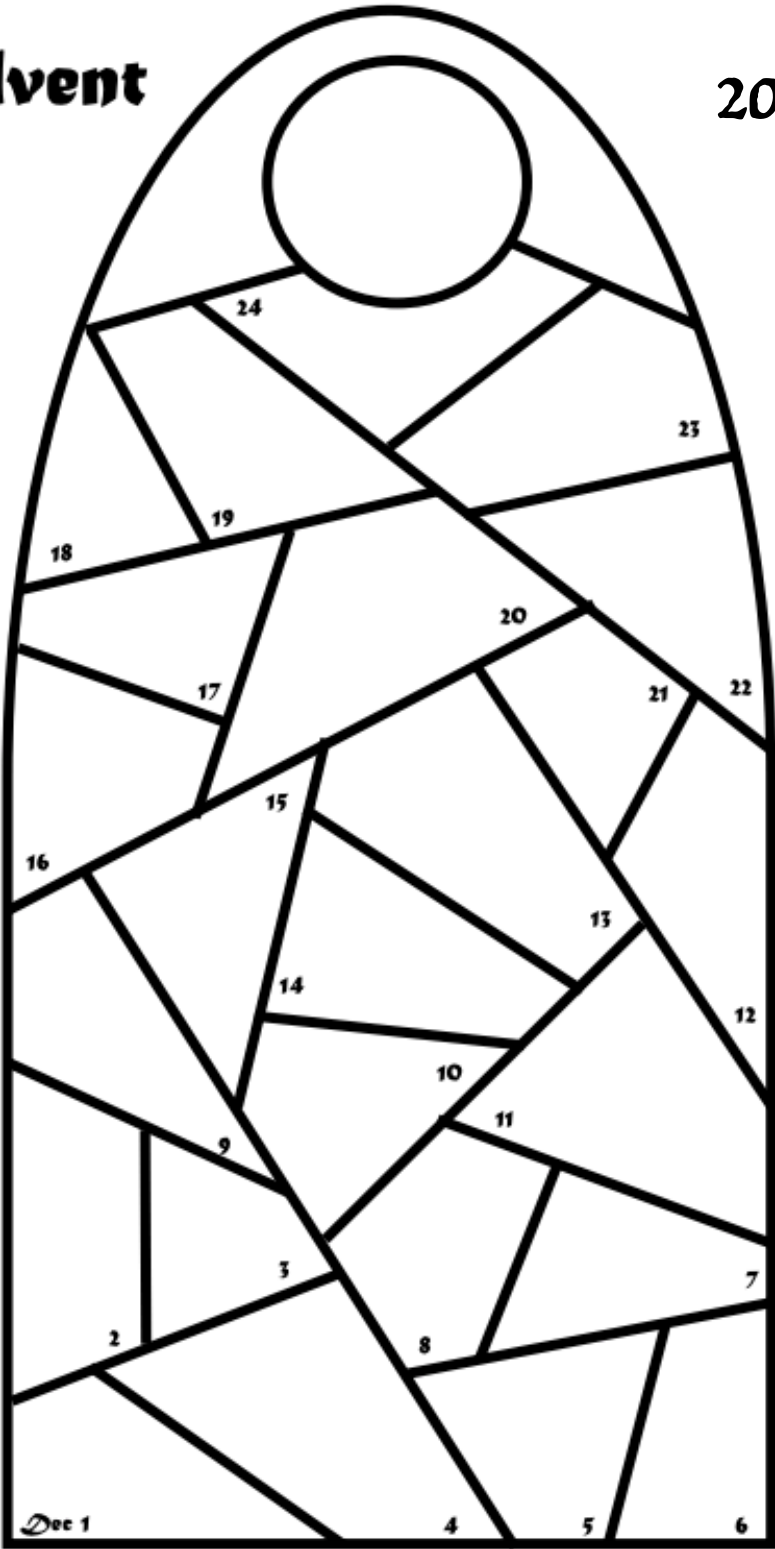
Advent 2025





**Advent**

**2025**





*Advent 2025*

1	2	3	4	5	6
7	8	9	10	11	12
13	14	15	16	17	18
19	20	21	22	23	24

Christmas Day