

Help us keep your info up to date!

We've got a lot to communicate in the coming months, and we don't want you to miss a bit of it! Please complete the form below so we can be sure your profile is up-to-date.

Head of Household Name: _____

Birth Date (please include year): ____/____/____

Address: _____

City/State/Zip: _____

Home Phone: _____ Cell Phone: _____

Email: _____

Spouse Name: _____

Birth Date (please include year): ____/____/____

Anniversary Date (please include year): ____/____/____

Cell Phone: _____

Email: _____

Child Name: _____

Birth Date (please include year): ____/____/____

Child Name: _____

Birth Date (please include year): ____/____/____

Child Name: _____

Birth Date (please include year): ____/____/____

Child Name: _____

Birth Date (please include year): ____/____/____

Complete this form today and place it in the box at the Office window

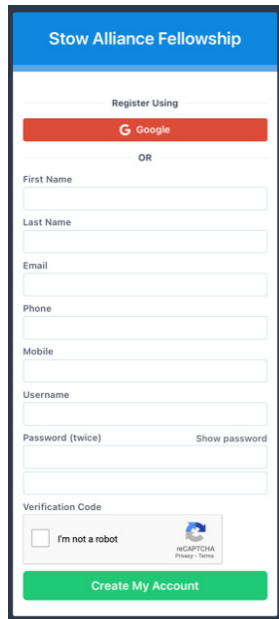
OR

Use the instructions on the other side to set up an online account on your phone or computer so you can access the online directory.

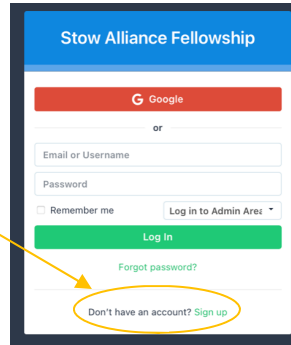
To have access to the online directory, set up an Elvanto account.

Here's how:

1. Go to stowalliance.elvanto.net/login/
2. Choose the option to "Sign Up"
3. Then fill out this form:



The registration form for Stow Alliance Fellowship includes fields for First Name, Last Name, Email, Phone, Mobile, Username, and Password (entered twice). It also features a 'Show password' link, a CAPTCHA verification section with the text 'I'm not a robot', and a 'Create My Account' button at the bottom.

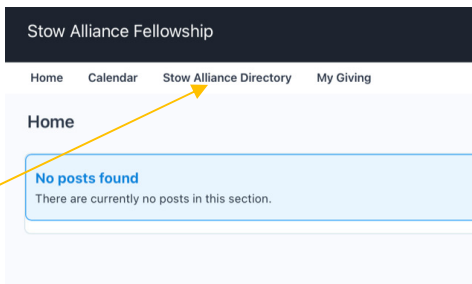


The login form for Stow Alliance Fellowship includes a Google login button, a text input for 'Email or Username', a password input, a 'Remember me' checkbox, a 'Log in to Admin Area' dropdown, and a 'Log In' button. Below the login button are links for 'Forgot password?' and 'Don't have an account? Sign up'.

NOTE: We recommend using the same password you created for Tithe.ly Online Giving.

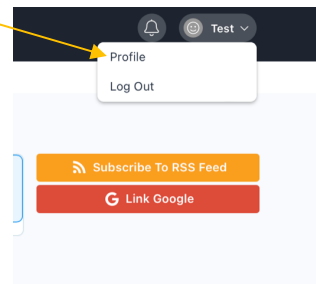
This will create your account and log you in.

You should see something similar to the following:



4. Once you are logged in and complete your profile you can view the Stow Alliance Directory. This directory is restricted to protect certain demographics, so make sure your birth year is included and correct.

5. To update your profile click the arrow in the upper right corner and select 'Profile'. Once inside your profile please update all your contact information.



6. You can continue to use the link above to login every time, or you can also download the "Elvanto" App. Use the same email and password for the App as the Web-link.