
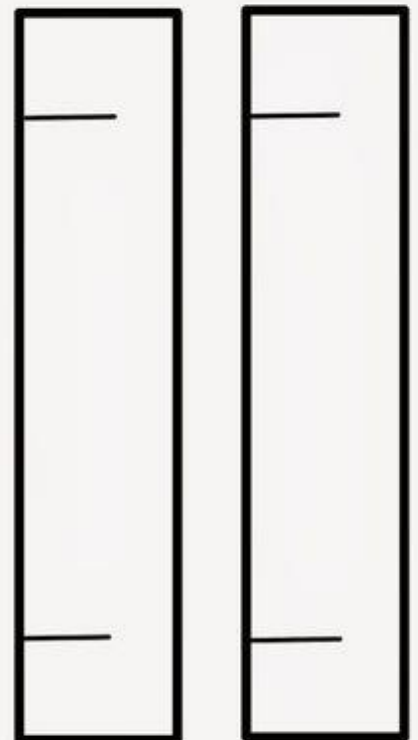



Jesus heals the paralytic



Holes for hole punch

Slits for paper dolls



Directions: Color the pictures and cut out the squares. Cut along the slits and place the dolls into the slits to help them stand. Use a hole punch to punch holes into the "bed" where the circles are. Use the string and tie it around the holes on all 4 corners. Tie the 4 strings together into one knot so that you can lift the "bed" to carry the paralytic. You can place the paralytic in the bed OR pretend Jesus has already healed him and use the stand. Have fun!

