

HOW TO SIGN UP FOR ZOOM

Step 1: type in your web browser:
www.zoom.us/signup

You will see this form:
Step 2: enter your email address

Step 3: Click “Sign Up”

Alternative:

If you have Facebook you simply click here instead

Sign Up Free

Your work email address

Zoom is protected by reCAPTCHA and the [Privacy Policy](#) and [Terms of Service](#) apply.

Sign Up

By signing up, I agree to the [Privacy Policy](#) and [Terms of Service](#).

or



Sign in with Google



Sign in with Facebook

After clicking “Sign Up” the page will refresh to show this screen:



We've sent an email to
Click the confirmation link in that email to begin using Zoom.

if you did not receive the email,

[Resend another email](#)

Step 4: Go to your email account, open the email from Zoom, and click “Activate Account”

Welcome to Zoom!

To activate your account please click the button below to verify your email address:

Activate Account

Or paste this link into your browser:

https://zoom.us/activate?code=NDNco_qsbNkfS7mg_XaPbnLibJDtpK5K

Questions? Please visit our [Support Center](#).

Happy Zooming!

CREATING YOUR ZOOM ACCOUNT

After clicking “Activate Account” in your email you will be directed to this page:

Step 1: Enter your First Name, Last Name, and choose your password.

Welcome to Zoom

Hi, _____ Your account has been successfully created. Please list your name and create a password to continue.

Password must:

- Have at least 8 characters
- Have at least 1 letter (a, b, c...)
- Have at least 1 number (1, 2, 3...)
- Include both Upper case and Lower case characters

Password must NOT:

- Contain only one character (11111111 or aaaaaaaa)
- Contain only consecutive characters (12345678 or abcdefgh)

By signing up, I agree to the [Privacy Policy](#) and [Terms of Service](#).

Step 2: Click “Continue”

After clicking “Continue” the page will refresh to show this screen:

Invite Your Colleagues

Invite your colleagues to create their own free Zoom account today! [Why invite?](#)

[Add another email](#)

☐ I'm not a robot

Step 3: Click “Skip this step”

You're Done! At this point you can choose to try a test meeting, go to your account homepage, or simply close your web browser!

Start your test meeting.

Excellent! Now it's time to start meeting.

Your personal meeting url:
<https://zoom.us/j/8282845734>

HOW TO ATTEND A MEETING

Meeting Invitations will arrive by email, and will include the topic and time.

Click on the invitation link to go directly to the meeting.

Link not working?

Go to the Zoom homepage at: www.zoom.us

Step 1: Click “Join a Meeting” in the top righthand corner.

Step 2: Enter the Meeting ID from the email and click “Join”

Step 3: Enter the Password from the email

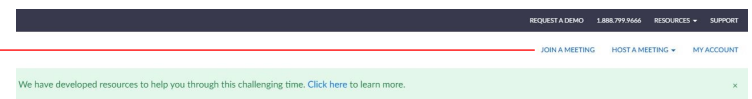
Zoom Meeting



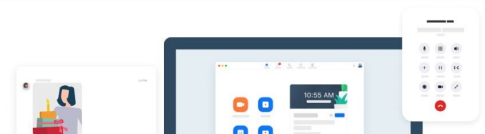
is inviting you to a scheduled Zoom meeting.

Topic: Meeting with
Time: Mar 27, 2020 10:30 AM Pacific Time (US and Canada)

Join Zoom Meeting
<https://zoom.us/j/961839111?pwd=dXlneHJOM>



ted

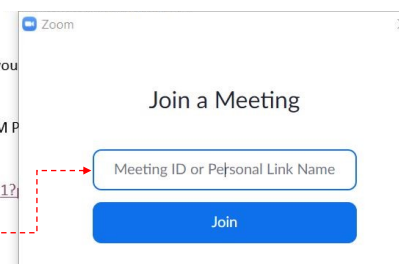


is inviting you

Topic: Meeting with
Time: Mar 27, 2020 10:30 AM P

Join Zoom Meeting
<https://zoom.us/j/961839111?>

Meeting ID: 961
Password: 007128

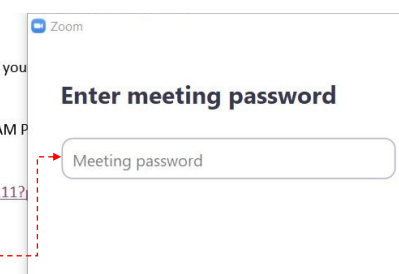


is inviting you

Topic: Meeting with
Time: Mar 27, 2020 10:30 AM P

Join Zoom Meeting
<https://zoom.us/j/961839111?>

Meeting ID: 961
Password: 007128



After joining you will be directed to wait on this screen until the meeting begins.

When the meeting begins please join with **both computer audio and video.**

